
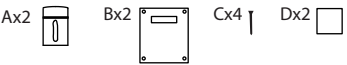

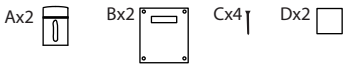
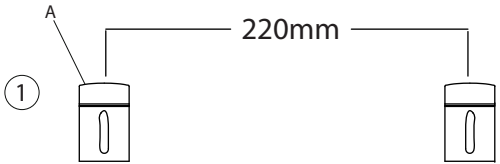


WALL MOUNTING MANUAL FOR SHAPES MIRRORS

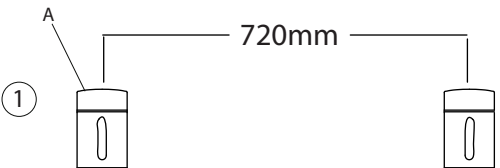

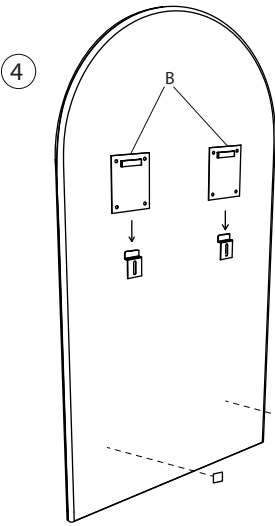


**NOTE:** FOR FLOOR PLACEMENT PLEASE PLACE CAREFULLY.  
FOR WALL MOUNTING, FEET CAN BE REMOVED.



HAY



Mount the brackets on the wall  
with 220mm from center to center



Mount the brackets on the wall with  
720mm from center to center

