

WH

Collection 2015



Wrong for Hay is a design company who make furniture, lighting and accessories for the modern world. Under the creative direction of Sebastian Wrong, and in collaboration with Danish brand HAY, the company is dedicated to creating progressive and accessible design-led products of authority and permanence.

Based in London and driven by the idiosyncratic joy of the city, Wrong for Hay work with a talented roster of international designers who like to play with the possibilities of product. We celebrate diversity, eclecticism and good ideas.





Lighting
Collection



Rope Trick Stefan Diez

A high-quality and progressive design that integrates LED technology within a dynamic new tailored form. The light comprises a range of modern materials, including an internal plastic skeleton, woven PET and Techflex for the light's arm, molded ABS for the base, and a specially designed aluminium LED module for dissipating heat.

The acrylic shade can slide along the neck of the light in a flexible way. This allows both up and down diffuse light to be directed to different places in a room, ranging from a low level ambient light to a full functional brightness. The dimmer with memory adds to the sense that this design is at the vanguard of lighting technology.

Rope Colours:

Black, Yellow, Taupe

Materials: Woven PET, Aluminium, Acrylic, ABS, Polyprop

Dimensions:
W18 × D33 × H180cm



Noc SmithMatthias



An adaptable die-cast aluminium clamp light, with a faceted shade. The machined aluminium stem and clamp mechanism give two points of adjustment and have soft silicon pads for the fixing points. Ideal for use across both domestic and commercial settings, the lamp is finished inside and out with a smooth finish powder coat. Supplied with an LED retrofit bulb and two metre cable.

Colours: Dark Grey, White, Green, Red
Materials: Aluminium, Powder Coated
Dimensions: W10.2 × D14.1 × H22.5cm



Pion Bertjan Pot

A table and floor light that uses modern materials to create a primary form. Named after the Dutch word for Pawn referencing its shape, the design emits a soft diffused light. An unseen die-cast aluminium frame and carbon-fibre rod create a simple structure which the technical polyester Nomex paper shade is fitted over. This is a UV stable, flame resistant, durable and cleanable material that is finely stitched along its edges. LED bulb included, dimmer fitted on large table and floor versions.

Colour: Natural White
Materials: Composite Paper, Powder Coated Steel
Dimensions: W34.4 × D11.9 × H46cm
W49.5 × D14.8 × H66cm
W49.5 × D14.8 × H1100cm





Sinker
WH



Cloche
Lars Beller Fjetland

An elemental looking light available as either a small or large pendant, or as a ceiling light. Beautifully proportioned, it is made from injection molded ABS and contains an acrylic convex diffuser that emits an even warm illumination.

The manufacturing process gives the design its exact curvature and quiet elegance. The fabric cord is colour matched to the shade and comes with a magnetic molded ceiling cap in a textured finish. Three colours in a matt finish available for Sinker Suspension Light.

Suspension Light Colours: Signal Black, Dusty Grey, White
Ceiling Light Colour: Black
Materials: Textured ABS, PMMA (Acrylic)
Dimensions: Ø23 × H19cm
Ø37.5 × H35cm

A directional table lamp that cleverly counterpoints materials and shapes. It is made from a sand-cast iron base, an aluminium powder-coated arm and a spun steel shade. The weight and texture of the base provide a perfect balance to the smooth domed shade. Black, white, copper and polished brass shade, finishes are available. Switch at 45cm on cable.

Shade Colours: Black, White, Polished Copper, Polished Brass
Materials: Steel, Iron, Copper, Brass
Dimensions: W13.3 × D46.1 × H42.8cm



Turn On Joel Hoff



A beautifully unified piece of design made from aluminium and opal glass. The base is a faceted cylinder that works as both the light switch and the stem that holds the spherical glass light in place. Turning the base in a clockwise direction clicks the LED light on, with further rotation increasing the lumen output.

This movement built into the design, allows the user to intuitively brighten or dim the light. The base comes in four anodised finishes: black, green, orange and natural aluminum. Turn On is a design made at human scale, effortlessly simple and pleasing to touch. Supplied with integrated LEDs and 3m cable.

Colours: Black, Green, Orange, Natural
Materials: Aluminium, Blown Glass
Dimensions: Ø10 × H19.5cm






Furniture
Collection



Hackney Sofa

WH



An elegant sofa system specifically designed for comfort, ease of transportation and appropriateness of scale. It has a fully upholstered foldable frame that can be disassembled into three sections and manoeuvred around with ease.

It has a slim arm, deep seat and a single section cushion large enough to sleep on. It is made from a wooden frame, down, polyurethane foam and a spring system. A modest and technically accomplished design that attends to the difficulties of environments with restricted access. Pouf, armchair, two and three seat versions available.

Standard Fabrics: Steelcut, Steelcut Trio, Vidar, Harald, Pilot, Pitch, Fidelio, Canvas, Remix, Tonus, Rime, Hero
Materials: Wooden frame, Polyurethane foam, Down, Upholstery, Spring system
Dimensions:
 Pouf: L66 × W66 × H47cm
 Arm Chair: L66/90 × W66 × H47/75cm
 2 Seater: L66/90 × W200 × H47/75cm
 3 Seater: L66/90 × W254 × H47/75cm

Hackney Carriage

WH



An elegant sofa system specifically designed for comfort, ease of transportation and appropriateness of scale. The Carriage version is unique in that it comes fully flat packed and is only available in two fabrics. It is affordably priced and comes in three compact boxes, containing the sides and back, base and cushions. It has a fully upholstered foldable frame that can be disassembled into three sections and manoeuvred around with ease.

It has a slim arm, deep seat and a single section cushion large enough to sleep on. It is made from a wooden frame, down, polyurethane foam and a spring system. A modest and technically accomplished design that attends to the difficulties of environments with restricted access. Pouf, armchair, two and three seat versions available.

Standard Fabrics: Como, Bellagio
Materials: Wooden frame, Polyurethane foam, Down, Upholstery, Spring system
Dimensions:
 Pouf: L66 × W66 × H47cm
 Arm Chair: L66/90 × W66 × H47/75cm
 2 Seater: L66/90 × W200 × H47/75cm
 3 Seater: L66/90 × W254 × H47/75cm

Neu Chair

WH



An ergonomically tuned molded plastic chair with a perfectly defined profile. Available in six shell colours, with circular solid wood legs or a cast swivel base. The plastic itself has a very fine grain that lends texture to the piece, while the rim detail gives the design structure and character.

The upholstered version has a delicate stitching line running across the seat, while a piping detail accentuates the chair's rim. Structurally robust, comfortable and flexible. Felt pads for floor protection, ash, beech or oak versions available.

Colours: White, Green, Black, Bordeaux, Orange, Grey
Materials: Injection Molded Plastic Shell, Solid Wooden Legs/ Cast Swivel Base
Dimensions: L54.2 x W45.3 x H45/82cm



Revolver Stool Leon Ransmeier



A formal looking barstool made in square steel tube that is mounted onto a bearing mechanism to allow the seat and foot ring to turn 360 degrees. It has a slim, slightly dished seat with a curve on the edge for comfort. The base is weighty enough to create total stability. The rotating feature, while altering appearance also lends a sense of the play to this functional design. Finished in a smooth powder coat.

Colours: Grey, Red, Black
Materials: Powder Coated Steel Seat & Legs, Aluminium Bearing
Dimensions:
Ø34 × H65cm
Ø34 × H76cm

Stanley Stool Faudet Harrison



A versatile stackable stool that can also be used as a small side table. It is made from drawn steel tube and features a laser cutout detail that allows the tube to be bent at a right angle, so the leg and frame are one. The top is laminated cork and the legs are available in a variety of different smooth powder coated coloured finishes. A plastic foot protects floors.

Colours: Dark Grey, Light Grey, Green, Orange, Bordeaux
Materials: Cork Seat, Powder Coated Steel Legs
Dimensions:
Ø34.5 × H44cm





Serve Table
WH



Slope Chair
WH




A composite chair that counterpoints formal structure with an unexpected curve at the junction of frame and seat. The frame is made in solid oak or ash and has the appearance of being generously wide.

The seat pad and back is made from one piece of polyurethane molded foam. It sits flat on the frame and then turns upwards, fixing at points in the lower-back of the frame, with the top of the back having no supporting structure. The natural flex of the polyurethane gives the back a little play, and some added comfort.

Colours:
Wood: Black, Grey, Green
Legs: Matt Lacquered Ash, Black Stained Ash, Oiled Oak
Materials: Stained Black Ash, Matt Lacquered Ash, Polyurethane Foam, Oiled Oak
Dimensions:
L48 × W44.7 × H45/81.3cm

A low side or coffee table in two sizes and heights. An undulating steam bent beech rim is attached to a milled ash veneer tabletop, creating a seamless sense of softness in the design. A table with unique character, it has four straight beech legs, rounded at the floor. Available in many different combinations of natural, stained or coloured finishes. Flat packed for easy self-assembly.

Colours:
Top: Light White Wood; Legs: Light White Wood, Black, Grey, Yellow, Pink; Top: Black; Legs: Black, Yellow; Top: Grey; Legs: Grey, Pink; Top: Yellow; Legs: Light White Wood, Yellow
Materials: Steam Bent Solid Beech Edge, Solid Beech Legs, Ash Veneer Table Top
Dimensions:
Ø51 × H35cm
Ø72 × H40cm





Elephant Table Anderssen & Voll



A three-legged solid oak table that has a refined sense of scale. Inward tapering legs fit neatly into the underside of the round tabletop, which has a beautiful chamfer detail. The lines of the wood grain interact nicely with the paired-down and practical nature of the design.

Colours: Soaped Oak, Black Stained Oak
Material: Solid Oak
Dimensions:
 Ø34 × H44cm
 Ø50 × H38cm



Trion Table Shane Schneck

A simple trestle table made from bent tubular steel and a laminated tabletop. Curved in two directions, the smooth powder coated legs give sound support to the thick tabletop, which is available in a range of linoleum finishes. A balanced design, with colourful options.

Colours: Table top: Light Grey, Medium Grey, Dark Grey; Trestles: Yellow, Green, Black
Materials: Lightweight Board and Linoleum Table Top, Powder Coated Steel Tube Legs
Dimensions:
 L200 × W90 × H74cm
 L250 × W90 × H74cm





Frame Table & Frame Bench Depping & Jørgensen



An authoritative table and bench design that is constructed from solid ash or beech. It has noticeable radius detailing on the bench top edges and a pronounced curvature round the leg. A technically astute and structurally resolved design, it has a low central foot bar and two parallel bars at the top of the frame.

Frame Table:
Colours: Soaped or Matt Lacquered Ash, Soaped or Matt Lacquered Beech, Grey Linoleum
Materials: Solid Ash Top & Legs/ Solid Beech Top & Legs/ Solid Beech with Linoleum Top and Beech Legs
Dimensions:
L200 × W90 × H74cm
L250 × W90 × H74cm



Frame Bench:
Colours: Soaped or Matt Lacquered Ash, Soaped or Matt Lacquered Beech, Grey Linoleum
Materials: Solid Ash Top & Legs/ Solid Beech Top & Legs/ Solid Beech with Linoleum
Dimensions:
L200 × W40 × H45cm
L250 × W40 × H45cm



Bent Wood Mirror WH

A single arch of steam bent beech is fixed to a horizontal ash beam. This creates a frame for the mirror, like a window in a wall. A simple composition, a classical design.

Colours: Black Base with Light Stained Natural Frame/ Light Stained Natural Base with Black Frame/ Black Base with Yellow Frame/ Yellow Base with Light Stained Natural Frame
Materials: Stained Solid Beech, Solid Ash
Dimensions:
W50 × D7 × H65.3cm





Brackets Included Sylvain Willenz



Brackets Included is made from one single pressed sheet of steel. The inspiration for this object is the archetypal and common shelf-bracket, generally reserved for use in the garage or the workshop. Here the bracket principle is celebrated and recontextualised for the living environment.

Colours:
White, Dark Grey,
Dusty Green, Dusty Red
Material:
Powder Coated Steel
Dimensions:
L60 × D20cm
L80 × D20cm
L120 × D20cm (White,
Dark Grey)



The Wooden Shelf Lucien Gummy/ECAL



An elegant example of progressive and functional design. Made from solid oak and comprising two simple elements, vertical supporting batons and horizontal shelves. The system of construction is based on a single dovetail point design that enables both elements to be assembled and disassembled without any mechanical fixings.

The vertical supporting batons have adjustable feet and smaller bookend batons can be fitted in-between the uprights. The system is flat packed and suitable for self-assembly. An award winning design.

Colour:
Matt Lacquered Oak
Material: Solid Oak
Shelves & Uprights
Dimensions:
L120 × W38.3 × H177.6cm
L120 × W38.3 × H213.5cm
L184.2 × W38.3 × H177.6cm
L184.2 × W38.3 × H213.5cm
L376.8 × W38.3 × H177.6cm
L376.8 × W38.3 × H213.5cm



Accessories
Collection



Cork Cone & Magnetic Tower Daniel Emma



Perforated Calendar Snæfríð & Hildigunnur



Hat Box WH

A reductionist calendar that offers a year at a glance on a single sheet of paper. Perforations allow for each day to be removed, so the passing of time can be observed and enjoyed as a small satisfying daily ritual.

Colours: Cream, Grey
Material: Printed Paper
Dimensions:
W65 × H70cm

Familiar geometric shapes made in natural materials that function as desk architecture. For home or office, made from cork and solid ash, these playful objects help with the micro-organisation of everyday ephemera.

Colours:
Natural Cork (Cone),
Natural Ash (Tower)
Materials:
Solid Cork (Cone),
Solid Ash (Tower)
Dimensions:
Cork Cone
Ø9 × H13cm
Magnetic Tower
Ø6 × H10cm

Made from laminated beech, the design has a deep circular tub and a flat lid with three finger holes. Made with natural materials, a light yet tough construction, it is useful at home, at work or in utility areas.

Colours: Natural Beech
Materials: Beech Veneer,
Plywood Box & Lid
Dimensions:
Ø35.5 × H19cm



Lens Box Thomas Jenkins



Hook Line Depping



A strip of ash is steamed, stretched out and then reshaped into a double hook form. Recessed fixing brackets are inlaid on the wall facing side of the strip. Strong, an everyday item made for both coats and bags. It combines serenity of form with a simple sense of utility.

Colours: Natural Ash, Light Grey, Dark Grey, Yellow, Rust
Material: Steam Bent Solid Ash
Dimensions: W21.5 × D18 × H26.5cm

An insightful collection inspired by the shape of glass lenses and the boxes they are stored in. A curved lid fits into a simple shallow round container, creating a minimal box. The range of textured and tonal finishes available adds a sensual quality to the collection. In marble, wood, cork and glass. The glass lens is made from optical glass to magnify the contents within.

Colours: Clear, Nature, Green, Yellow, Black, Red, White
Materials: Glass, Cork, Solid Maple, Solid Ash, Solid Marble, Limestone, Sand Stone
Dimensions: Ø10 × H5cm
Ø10 × H5.5cm



Ori Anderssen & Voll



Cylindrical salt & pepper grinders made from molded ABS with a matt finish. These lightweight pentagonal towers are like small faceted table architectures, available in a range of vibrant colours. They feature an adjustable ceramic grinder, for fine or coarse grains.

Colours: Anthracite, Army Green, Coral, Golden Yellow, Light Grey
Materials: ABS Plastic, Ceramic Grinder
Dimensions: Ø5 × H18cm



Tree Trunk Richard Woods



A collection of iconic decorative vases made in a stoneware ceramic that uses dyed clay. Glazed on the inside and hand-painted on the outside, the large three-armed or small two-armed versions feature the artists signature wood grain pattern. A vivid collection, full of imagination.

Colours: Pink, White, Orange
Materials: Porcelain, Earthenware
Dimensions:
 Small: H15cm
 Medium: H30cm

Mediums

Ian McIntyre



Mediums is a unified collection of ceramic tableware that is designed for daily use. Made in industry standard materials of bone china, porcelain and stoneware.

This collection is a study in creating perfect proportion and a complimentary tonal language through subtle divisions of colour and shade. Brilliance is found in the details, in thickness of edge, in shape of handle, in depth of lip, all combining to create pleasure for the user. Mediums is a collection of practical, refined ceramic archetypes to be enjoyed by all.

Main Plate
Finish: Clear Glaze
Material: Oxidized Porcelain
Dimensions:
Ø28.5 × H2cm

Lunch Plate
Finish: Clear Glaze
Material: Stoneware
Dimensions:
Ø23.5 × H1.8cm

Side Plate
Finish: Clear Glaze
Material: Bone China
Dimensions:
Ø8.5 × H1.4 cm

Mixing Bowl
Finish: Clear Glaze
Material: Oxidized Porcelain
Dimensions:
Ø24.5 × H12.5cm

Dessert Bowl
Finish: Clear Glaze
Material: Bone China
Dimensions:
Ø14 × H6.5 cm

All Purpose Bowl
Finish: Clear Glaze
Material: Stoneware
Dimensions:
Ø17 × H7.5 cm

Mug
Finish: Celadon Glaze
Material: Reduced Porcelain
Dimensions:
Ø8 × H9cm

Tela Silo Studio




A progressive glass collection evolved through material experimentation. Originally formed by blowing molten glass into stitched textile bags, the design is named after the Spanish word for textile. Light, strong and with beautiful detailing, the collection has a distinctive handmade character, yet is for everyday use, can be stacked and is dishwasher safe. Different colours available.

Colours: Clear, Pink, Smoke
Material: Glass
Dimensions:
 Bowl
 Ø13.5 × H7.5cm
 Tumbler S
 Ø7.5 × H6.5cm
 Tumbler M
 Ø8.5 × H8.5cm
 Tumbler L
 Ø8.5 × H11.5cm
 Carafe
 Ø10 × H25.5cm



Smileys Quilt Bernhard Willhelm



A hand-stitched and printed cotton quilt that uses a traditional Indian quilting technique to create overlaid geometric patterns and diagonal border details. The rave culture inspired Smileys design is in keeping with Willhelm's irreverent, idiosyncratic and shamelessly provocative style. Made from cotton, with polyester wadding and available in red, green and yellow colour ways. The Smileys design is also available as a cotton Tote Bag.

Colours: Red, Green, Yellow
Material: Printed and Quilted Cotton
Bed Throw:
 W140 × D200cm
 W245 × D260cm



Raw Rug WH



A tightly tufted rug made from wool with a cotton backing. It comes in a medium or large size and each end is finished with a border edge and elongated cotton looped frays. Very soft underfoot, the rug is available in anthracite, grey or midnight blue colourways.

Colours: Anthracite, Grey, Midnight Blue
Materials: Wool, Cotton Backing
Dimensions: W140 × L200cm (including frays L220cm)
 W170 × L240cm (including frays L260cm)



Dot Collection Jody Barton



A collection of different sized cotton bags and tablet covers in the Dot design. Creator of Dot, graphic artist Jody Barton, combines strong outlines, complimentary colours and bold typographic elements in his work. A Beach bag, shopping bag, wash bag and tablet cover are available, in black or white.

Dot Collection:
Colours: Black, White
Material: Cotton
Dimensions:
 Shopping Bag: W35 × H40 × D18cm
 Beach Bag: W55 × H47 × D28cm
 Dot Tablet: W26.5 × H21cm
 Dot Tablet Mini: W22 × H15cm
 Wash Bag Small: L18 × W8 × H7cm
 Wash Bag Large: L24 × W11.5 × H12cm



He, She, It Nathalie Du Pasquier



Got This Licked Jody Barton



A collection of different sized cotton bags in the Got This Licked design. Creator of Got This Licked, graphic artist Jody Barton, combines strong outlines, complimentary colours and bold typographic elements in his work. A Beach bag, shopping bag, and tote bag are available in this pop art inspired design. White, pink or grey colour way.

Got This Licked:
Colours: White, Pink, Grey
Material: Fused Printed Cotton
Dimensions:
Small Shopping Bag:
W35 x H40 x D18cm
Large Beach Bag:
W55 x H47 x D28cm

A range of 100% cotton towels in bath, beach and standard sizes. Each design He, She and It, all have slight variations, working as a complete set, or as singular pieces. Du Pasquier's intuition allows her to create elemental designs, making colour, shape and pattern work in beautifully complimentary ways. He is black and creme, She is aqua green and creme, and It is sky blue and cinnamon.

He, She, It:
Material: Cotton
Colours:
He: Black & Creme
She: Aqua Green & Creme
It: Sky Blue & Cinnamon
Dimensions:
Towel: W50 x L70cm
Bath towel: W70 x L140cm
Beach towel: W90 x L170cm



Printed Cushions



Haybale



Floorboards



In The Sky



In The Grass Red



In The Grass Ocre



Full



Penta



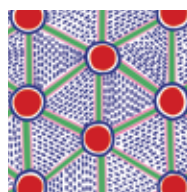
Ice



Memory



Tongues



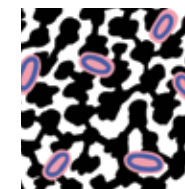
Cells

Printed Cushions
Richard Woods:
Haybale, Floorboards
Nathalie Du Pasquier:
In The Sky, In The Grass
Red, In The Grass Ocre,
Full, Penta, Ice, Memory,
Tongues, Cells

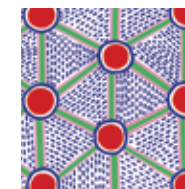
Material:
Printed Fabric
Dimensions:
L50 × H50cm
L57 × H35cm



Embroidered Cushions



Grey Matter



Cells

Embroidered Cushions
Nathalie Du Pasquier:
Grey Matter, Cells

Material:
Embroidered Fabric
Dimensions:
L50 × H50cm
L57 × H35cm



Tote Bags



Smileys
Red



Smileys
Yellow



Smileys
Green



Got This
Licked Grey



Got This
Licked Pink



Full



Penta



Ice



Tongues

Tote Bags
Bernhard Willhelm:
Smileys: Red, Yellow, Green
Jody Barton:
Got This Licked Grey,
Got This Licked Pink
Nathalie Du Pasquier:
Full, Penta, Ice, Tongues

Material:
Fused Printed Cotton
Dimensions:
L37 × H42cm

**Legal**

All rights reserved. No part of this catalogue may be reprinted, reproduced or utilised in any form or by any electronic, mechanical or other means, without permission in writing from Wrong for Hay. All the designs shown here are protected under copyright law. Copying will be prosecuted.

Contact

Wrong for Hay
34 Queen Anne's Gate
London SW1H 9AB
United Kingdom
wrongforhay.com
info@wrongforhay.com
+44(0)2072 220 574

