

# WOUD



COLLECTION 2019



**EST. 2014**

IT ALL STARTED IN TWO-THOUSAND FOURTEEN WHEN OUR DREAM OF CREATING A DISTINCTIVE BRAND UNIVERSE WITH NEW DESIGN ORIGINALS BEGAN TO FLOURISH. NOW WE ARE HERE - AND WE STILL HOLD ONTO THIS DREAM.

WITH OUR 2019 COLLECTION, WE WANT TO LOOK AHEAD INSTEAD OF LOOKING BACK. OUR ITEMS ARE MADE FOR PRESENT AND FUTURE GENERATIONS WHO VALUE QUALITY, SIMPLICITY AND FUNCTIONALITY. IN OTHER WORDS. OUR DESIGNS ARE MADE FOR YOU - AND MADE FOR USE. THE WIDE RANGE OF DESIGNS IN OUR COLLECTION IS INTENDED TO EXPRESS PERSONALITIES, EVOKE FEELINGS, INSPIRE AND CREATE BEAUTIFUL HOMES. FOR THE LAST FIVE YEARS, WE HAVE COLLABORATED WITH SOME OF THE BRIGHTEST DESIGN MINDS TO GET WHERE WE ARE TODAY. A UNIQUE BLEND OF UPCOMING TALENTS AND ESTABLISHED DESIGNERS HAVE ALLOWED US TO FORM A DIVERSE COLLECTION OF DESIGNS THAT SETS THE DIRECTION FOR NEW INTERPRETATIONS OF THE SCANDINAVIAN SIMPLICITY. FOR THE YEARS TO COME, WE WILL CONTINUE TO EXPLORE INNOVATIVE DESIGNS AND HOW THESE CAN CREATE MEANING AND PURPOSE FOR MODERN, CREATIVE SPACES AND LIFESTYLES.

A handwritten signature in white ink, reading 'Mia Koed', with a stylized, cursive script.

MIA KOED, CREATIVE DIRECTOR



**SENTRUM SIDE TABLE DESIGNED BY SCHMAHL + SCHNIPPERING**

RAY OUTDOOR SERIES DESIGNED BY FASTING AND ROLFF





FLORA MODULAR SOFA DESIGNED BY YONOH



VERDE COFFEE TABLE DESIGNED BY RIKKE FROST

**PUMP** TABLE LAMP  
DESIGNED BY **KUTARQ STUDIO**

INSPIRED BY HOT AIR BALLOONS AND THE IDEA OF A LUMINAIRE LIFTING OFF THE GROUND. FLOATING IN THE AIR. THE LIGHT TUBULAR STEEL STRUCTURE SYMBOLISES THE PROPELLANT OF A ROCKET, ACCENTUATING THE EFFECT OF LEVITATION OF THE SHADE. WITH ITS SOFT OPAL GLASS, PUMP IS IDEAL FOR SMALLER SPOTS AND SET UPS WHERE A PLEASANT LIGHT IS NEEDED. WHETHER THAT BE ON THE DESK, IN THE SHELVING SYSTEM OR ON THE WINDOW LEDGE.





**MIRROR BOX** DESIGNED BY LAURA BILDE

TÖJBOX WARDROBE DESIGNED BY MADE BY MICHAEL  
ILLUSION HANGERS DESIGNED BY PHILIP BRO  
HINKEN FLOWERPOT DESIGNED BY SILJE NESDAL AND ANN KRISTIN EINARSEN







**RADIUS CANDLE HOLDER** DESIGNED BY SIMON MORASI PIPERČIĆ

RAY OUTDOOR BENCH W. ARMREST DESIGNED BY FASTING AND ROLFF





**DIAMOND CUSHIONS** DESIGNED BY STUDIO MLR



**ARRAY** SIDEBOARDS  
DESIGNED BY **SAYS WHO**

THE SERIES OF SIDEBOARDS IS INSPIRED BY THE WOODEN SLATE CLADDING FOUND IN MODERN ARCHITECTURE. WITH ITS GEOMETRIC SHAPE AND HORIZONTAL SLATES, ARRAY CREATES A STRONG VISUAL EFFECT FROM CATCHING BOTH LIGHT AND SHADOW IN THE DEPTH OF THE SLATES. THE ILLUSION OF TRANSPARENCY IS INTENDED TO CREATE A FEELING OF GROWING CURIOSITY AS YOU GET A GLIMPSE OF WHAT IS HIDDEN BEHIND THE CLOSED DOORS. THE SLEEK LEGS LIFT THE SIDEBOARDS FROM THE GROUND CREATING AN ELEGANT CONTRAST BETWEEN THE SOLID WOODEN CABINET ON TOP AND THE THIN METAL CONSTRUCTION UNDERNEATH.



**VERDE MIRROR** DESIGNED BY RIKKE FROST



**ELEVATE SHELVING SYSTEM** DESIGNED BY CAMILLA AKERSVEEN AND CHRISTOPHER KONINGS  
**PUMP TABLE LAMP** DESIGNED BY KUTARQ STUDIO



**VERDE** COFFEE TABLE  
DESIGNED BY **RIKKE FROST**




THE ELEGANT LINES FROM THE VERDE MIRROR HAS BEEN TRANSFERRED INTO A COFFEE TABLE. THE OVAL-SHAPED METAL CONSTRUCTION IS DESIGNED WITH TWO TABLE TOPS. THE LOWER IN BLACK PAINTED OAK VENEER AND THE CIRCULAR TOP IN EITHER BLACK OR BROWN MARBLE OR WHITE TERRAZZO. THE SPACE CREATED BETWEEN THE TWO TABLE TOPS IS IDEAL FOR FLOWERS AND PLANTS, WHICH HAS BEEN THE CENTRAL IDEA FOR DESIGNER RIKKE FROST WHEN DRAWING THE LINES FOR THE VERDE SERIES. VERDE IS DESIGNED FOR YOU TO GET CLOSER TO NATURE AND CREATE SPACE FOR A GREEN ENVIRONMENT INSIDE YOUR HOME.

WITH HER DESIGNS, RIKKE FROST EMPHASISES THE COMBINATION OF DIFFERENT MATERIALS AND THE UTILISATION OF THEIR DISTINCTIVE CHARACTERISTICS. 'I CREATE DESIGNS THAT SHOULD BE SEEN, SENSED AND EXPERIENCED. I STRIVE TO DESIGN LONG-LASTING PRODUCTS WITH FOCUS ON THE FUNCTIONALITY, USABILITY AND QUALITY. THIS IS WHERE WOOD AND I SHARE THE SAME VISION - AS SEEN WITH THE VERDE COFFEE TABLE, WHICH MARKS OUR FOURTH COLLABORATION. THE ELEGANT EXPRESSION, CIRCULAR LINES AND HIGH QUALITY FOUND IN THE VERDE SERIES, HAAK HOOKS AND DOT PENDANTS ARE CENTRAL FOR OUR COLLABORATION. THESE SIMPLE ELEMENTS MATCH BOTH OF OUR DESIGN MINDSETS. A SHARED VISION IS THE FOUNDATION FOR OUR WORK TOGETHER' SAYS DANISH DESIGNER, RIKKE FROST.







**EILEEN HOOKS** DESIGNED BY GUSTAV ROSÉN



**KNAEGT COAT RACK** DESIGNED BY RIKKE PALMERSTON  
**MONO BAR STOOL** DESIGNED BY KASPER NYMAN

**COME HERE SIDE TABLE** DESIGNED BY STEFFEN JUUL  
**BAENK BENCH** DESIGNED BY STUDIO NUR  
**RACKET TRAY** DESIGNED BY TERKEL SKOU STEFFENSEN





**ARC COFFEE TABLE** DESIGNED BY JULIE BEGSTRUP AND DITTE VAD  
**ROMBO RUG** DESIGNED BY STUDIO MLR

**DOT PENDANT** DESIGNED BY RIKKE FROST






NAKKI TWO-SEATER AND OTTOMAN DESIGNED BY MIKA TOLVANEN  
ROMBO RUG DESIGNED BY STUDIO MLR





**ARC** TABLE SERIES  
DESIGNED BY **JULIE BEGSTRUP**  
AND **DITTE VAD**




ARC TAKES ITS NAME FROM THE MATHEMATICAL CONCEPT OF A SMOOTH CURVE JOINING TWO POINTS IN A CIRCLE. THE DESIGNERS BEHIND ARC WANTED TO CREATE A BEAUTIFUL TABLE SERIES WITH SPACE TO HIDE YOUR MESS. BY SIMPLY ROTATING HALF OF THE CIRCULAR LID, THE EXPRESSION OF THE TABLE IS EVER CHANGEABLE. THE SURFACE ON THE INSIDE STORAGE SPACE IS COVERED WITH A SMOOTH NANO LAMINATE TO COMPLEMENT THE WOODEN CONSTRUCTION WHILE THE THREE-LEGGED CONSTRUCTION ADDS A PLAYFUL AND LIGHT TOUCH TO THE GEOMETRIC SHAPED DESIGN.

THE TWO TALENTED DESIGNERS STARTED WORKING TOGETHER DURING THEIR STUDIES AND FOUND THAT THEY SHARE SAME AESTHETIC SENSE, VIEW ON MATERIALS AND EXPRESSIONS IN THEIR DESIGNS. THE TWO FRIENDS WORKED ON THE ARC SERIES DURING A PERIOD OF TIME WHEN THEY LIVED TOGETHER. IT STARTED WITH SKETCHES ON PAPER AND ENDED WITH A PROTOTYPE MADE BY HAND. 'WHEN WE ARE CREATING A NEW DESIGN, WE AIM TO CREATE HONEST, TIMELESS AND FUNCTIONAL PRODUCTS THAT ALLOW A DYNAMIC INTERACTION BETWEEN THE DESIGN AND ITS USER' EXPLAIN THE TWO DESIGNERS. THE ARC TABLE INVITES ITS USER TO MAKE USE OF THE SIMPLE FUNCTIONALITIES. USE ONE FINGER TO TURN THE UPPER TABLE TOP. LET IT BE OPEN WITH YOUR FAVORITE OBJECTS ON DISPLAY OR CLOSE THE LID TO HIDE YOUR MESS. YOU DECIDE.



**POCKET MIRROR** DESIGNED BY DANIEL SCHOFIELD





RAY OUTDOOR DINING CHAIR AND TABLE DESIGNED BY FASTING AND ROLFF

RAY OUTDOOR LOUNGE CHAIR AND TABLE DESIGNED BY FASTING AND ROLFF







**TANGENT TABLE LAMP** DESIGNED BY FREDERIK KURZWEG



**WALLIE WALL SHELF** DESIGNED BY AMALIE SKOV RAHBÆK  
**WEAVE CUSHIONS** DESIGNED BY STUDIO MLR







**FLORA** SOFA  
DESIGNED BY **YONOH**

THE DISTINCTIVE DETAIL OF FLORA IS THE CURVED SHAPES OUTLINED BY AN ELEGANT BLACK PIPING THAT MARKS THE CONTOUR OF THE SOFA. THIS IS WHAT GIVES FLORA ITS EXPRESSIVE CHARACTER. WHETHER AS A STAND ALONE MODULE OR COMBINING DIFFERENT MODULES, THE LOW BACKREST AND DEEP SEAT PROVIDE A LOUNGING AND OPEN FEEL WHILE OFFERING MAXIMUM COMFORT.

THE FOUR MODULES CAN BE CUSTOMISED IN VARIOUS WAYS TO SUIT DIFFERENT ROOMS AND PURPOSES. CREATE A CASUAL CORNER IN A PRIVATE HOME OR LAVISH LOUNGE AREAS IN PUBLIC SPACES. COMBINE TWO CORNERS FOR A LOVE SEAT OR EXPAND WITH ONE OR MORE MIDDLE MODULES TO MAKE SPACE FOR THE ENTIRE FAMILY. FLORA RESTS ON LOW WOODEN FEET, WHICH MAKES IT HOVER ABOVE THE FLOOR AND LIGHTENS ITS STURDY EXPRESSION. NUMEROUS HIGH QUALITY UPHOLSTERY OPTIONS AND COLOURS ALLOW YOU TO GIVE FLORA A PERSONAL EXPRESSION.





**TANGENT TABLE LAMP** DESIGNED BY FREDERIK KURZWEG



NAKKI TWO-SEATER DESIGNED BY MIKA TOLVANEN  
DUO SIDE TABLE DESIGNED BY CHIFEN CHENG





KUPPI WALL LAMP DESIGNED BY MIKA TOLVANEN

ARRAY HIGHBOARD DESIGNED BY SAYS WHO





MERCURY WALL LAMP DESIGNED BY JEANETE HOLDGAARD  
PIDESTALL PLANTERS DESIGNED BY EMILIE STAHL CARLSEN  
NAKKI BENCH DESIGNED BY MIKA TOLVANEN

**NAKKI SERIES** DESIGNED BY MIKA TOLVANEN





**TRAY** SHELF  
DESIGNED BY **HANNE WILLMANN**

GAPS IN THE SHELVING SYSTEMS ARE CREATED BY MOVING THE SMALL TRAYS, WHICH ALLOW TALLER OBJECTS TO BE PLACED IN THE OPEN SPACE. THE VARIOUS POSSIBLE ARRANGEMENTS OF THE SHELVES MAKE THE SHELVING SYSTEM VIVID AND PERSONAL. TAKE THE TRAYS AND PLACE THEM ON THE DIFFERENT LEVELS IN THE FRAME UNTIL YOU HAVE THE ARRANGEMENT YOU LIKE. TRAY IS JAPANESE IN ITS ELEGANT EXPRESSION. GERMAN IN ITS SOLID AND THOROUGH CONSTRUCTION.

TRAY SHELF IS AVAILABLE WITH EITHER BLACK PAINTED OR NATURAL OAK WOOD SHELVES. CONSTRUCTED WITH TWO WIDE AND ONE SHORT SHELF FOR THE LOW CONSOLE TABLE AND FOUR WIDE AND TWO SHORT TRAYS FOR THE TALL SHELVING SYSTEM.





**HAAK HOOK** DESIGNED BY RIKKE FROST

MONO LOUNGE CHAIR DESIGNED BY KASPER NYMAN  
SENTRUM SIDE TABLE DESIGNED BY SCHMAHL + SCHNIPPERING  
RADIUS CANDLE HOLDER DESIGNED BY SIMON MORASI PIPERČIĆ  
HIBO HIPPOPOTAMUS DESIGNED BY STEFFEN JUUL





**STEDGE** SHELF  
DESIGNED BY **LEONARD ALDENHOFF**

A MINIMALISTIC STAGE FOR YOUR FAVOURITE OBJECTS. STEDGE IS ALL ABOUT LIGHTNESS, PURISM AND A CLEAR STRUCTURE. ITS SUBTLE DESIGN FUNCTIONS AN OPTICAL ILLUSION AS THE SOLID SHELVES SEEM TO HANG BY A THREAD. THE MINIMUM USAGE OF NEEDED PARTS IS USED TO GENERATE A STABLE AND MODERN WOODEN SHELF WITH THIN METAL WIRES. THE MAIN IDEA OF THE DESIGN IS TO CREATE A STORAGE PLACE FOR BEAUTIFUL OBJECTS ON THE WALL IN ORDER TO GAIN MORE FREE SPACE ON THE FLOOR. EXTEND THE SHELVING SYSTEM WITH MORE SHELVES AND CHOOSE EITHER A LONG AND SHORT TOP WIRE TO MAKE IT A PERFECT FIT ON YOUR WALL. AVAILABLE IN TWO WIDTHS AND THREE COLOURS.

**FLORA MODULAR SOFA** DESIGNED BY YONOH  
**DIAMOND CUSHION** DESIGNED BY STUDIO MLR  
**SOROUND COFFEE TABLE** DESIGNED BY STUDIO NUR







**PUMP TABLE LAMP** DESIGNED BY KUTARQ STUDIO

DOUBLE THROW DESIGNED BY STUDIO MLR





**MONO DINING CHAIR** DESIGNED BY KASPER NYMAN

**MONO DINING CHAIR DESIGNED BY KASPER NYMAN**  
**ALLEY DINING TABLE DESIGNED BY SAYS WHO**



**MONO BAR STOOL AND COUNTER CHAIR DESIGNED BY KASPER NYMAN**






RAY OUTDOOR CAFÉ CHAIRS AND TABLE DESIGNED BY FASTING AND ROLFF



RAY OUTDOOR DINING CHAIRS AND TABLE DESIGNED BY FASTING AND ROLFF



**NAKKI ONE-SEATER** DESIGNED BY MIKA TOLVANEN







**ELEVATE SHELVING SYSTEM** DESIGNED BY CAMILLA AKERSVEEN AND CHRISTOPHER KONINGS  
**WEAVE COLLECTION** DESIGNED BY STUDIO MLR

WEAVE COLLECTION DESIGNED BY STUDIO MLR



**RINA RHINOCEROS** DESIGNED BY STEFFEN JUUL





**COUPÉ SHELF** DESIGNED BY POIAT  
**HINKEN FLOWERPOTS** DESIGNED BY SILJE NESDAL AND ANN KRISTIN EINARSEN

**ALLEY DINING TABLE** DESIGNED BY SAYS WHO  
**MONO DINING CHAIR** DESIGNED BY KASPER NYMAN  
**HINKEN FLOWERPOTS** DESIGNED BY SILJE NESDAL AND ANN KRISTIN EINARSEN



**ANNULAR PENDANT** DESIGNED BY MSDS STUDIO



**NAKKI TWO-SEATER** DESIGNED BY MIKA TOLVANEN  
**ANNULAR PENDANT** DESIGNED BY MSDS STUDIO





**MONO DINING CHAIR** DESIGNED BY MIKA TOLVANEN  
**INPUT ORGANISER** DESIGNED BY ANNE HOLM AND SIGRID SMETANA  
**ELEVATE SHELVING SYSTEM** DESIGNED BY CAMILLA AKERSVEEN AND CHRISTOPHER KONINGS

**ALLEY DINING TABLE** DESIGNED BY SAYS WHO



**S.A.C. DINING CHAIR** DESIGNED BY NAOYA MATSUO  
**ROMBO RUG** DESIGNED BY STUDIO MLR



LEVEL DAYBED DESIGNED BY MSDS STUDIO





**VERDE COFFEE TABLE** DESIGNED BY RIKKE FROST

**ROMBO RUG** DESIGNED BY STUDIO MLR  
**LEAN LOUNGE CHAIR** DESIGNED BY STUDIO NUR



**SEATING**

TABLES

SOFAS

STORAGE

AND SHELVING

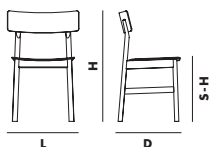
MIRRORS

LIGHTING

TEXTILES

ACCESSORIES

OUTDOOR



## PAUSE DINING CHAIR

DESIGNED BY KASPER NYMAN

**MATERIALS** OAK VENEER, PLYWOOD, SOLID OAK

**SEAT** PLYWOOD WITH OAK VENEER

**LEGS/APRON** SOLID OAK

**DIMENSIONS** L 480 x D 470 x H 800 / S-H 460 MM  
L 18.9 x D 18.5 x H 31.4 / S-H 18.1"

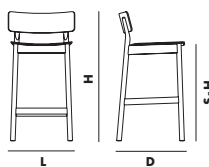

**WEIGHT** 4 KG

**CERTIFICATES** EN 12520:2010 (DOMESTIC)  
EN 1022:2005 (DOMESTIC)

**FELT GLIDES** INCLUDED

### ITEM NO / COLOUR

100060 WHITE PIGMENTED LACQUER OAK **NEW**  
100061 BLACK PAINTED OAK **NEW**



## PAUSE BAR STOOL

DESIGNED BY KASPER NYMAN

**MATERIALS** OAK VENEER, PLYWOOD, SOLID OAK

**SEAT** PLYWOOD WITH OAK VENEER

**LEGS/APRON** SOLID OAK

**FOOTREST** UNTREATED BRASS

**DIMENSIONS** L 457 x D 465 x H 953 / S-H 750 MM  
L 17.9 x D 18.3 x H 37.5 / S-H 29.5"

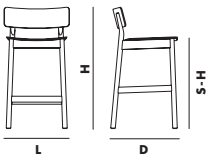

**WEIGHT** 5,5 KG

**CERTIFICATES** EN 12520:2010 (DOMESTIC)  
EN 1022:2005 (DOMESTIC)

**FELT GLIDES** INCLUDED

### ITEM NO / COLOUR

100801 WHITE PIGMENTED LACQUER OAK  
100802 BLACK PAINTED OAK



## PAUSE COUNTER CHAIR

DESIGNED BY KASPER NYMAN

**MATERIALS** OAK VENEER, PLYWOOD, SOLID OAK

**SEAT** PLYWOOD WITH OAK VENEER

**LEGS/APRON** SOLID OAK

**FOOTREST** UNTREATED BRASS

**DIMENSIONS** L 457 x D 465 x H 853 / S-H 650 MM  
L 17.9 x D 18.3 x H 33.5 / S-H 25.6 "

**WEIGHT** 5 KG

**CERTIFICATES** EN 12520:2010 (DOMESTIC)  
EN 1022:2005 (DOMESTIC)

**FELT GLIDES** INCLUDED

### ITEM NO / COLOUR

100901 WHITE PIGMENTED LACQUER OAK  
100902 BLACK PAINTED OAK

## PAUSE SEAT PAD

DESIGNED BY KASPER NYMAN

**MATERIALS** FABRIC, ANTI-SLIP MATERIAL

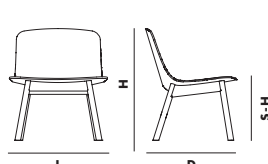

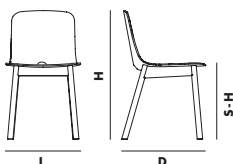

**FABRIC** GABRIEL BREEZE FUSION

**SPECIFICATION** 88% WOOL OF NEW ZEALAND  
12% POLYAMIDE  
100.000 MARTINDALE

**DIMENSIONS** L 410 x D 410 x H 6 MM (DINING)  
L 16.1 x D 16.1 x H 0.2 "  
L 409 x D 380 x H 6 MM (BAR/COUNTER)  
L 16.1 x D 14.9 x H 0.2 "

### ITEM NO / COLOUR (DINING/BAR AND COUNTER)

108030 / 108050 4001 GREY  
108031 / 108051 4804 GREEN  
108032 / 108052 4602 BLUE  
108033 / 108053 4102 BEIGE



## MONO DINING CHAIR

DESIGNED BY KASPER NYMAN

**MATERIALS** OAK VENEER, SOLID OAK

**SEAT** PLYWOOD WITH OAK VENEER (UPM GRADA)

**LEGS/APRON** SOLID OAK

**DIMENSIONS** L 450 x D 510 x H 780 / S-H 455 MM  
L 17.7 x D 20 x H 30.8 / S-H 17.9 "

**WEIGHT** 4 KG

**CERTIFICATES** EN 16139:2013 (NON-DOMESTIC)  
EN 1022:2005 (DOMESTIC)

**FELT GLIDES** INCLUDED

**SHOWN AT PAGE** 58, 59, 70, 73

### ITEM NO / COLOUR

100010 WOOD CARE TREATED OAK

100011 BLACK PAINTED OAK

## MONO LOUNGE CHAIR

DESIGNED BY KASPER NYMAN

**MATERIALS** OAK VENEER, SOLID OAK

**SEAT** PLYWOOD WITH OAK VENEER (UPM GRADA)

**LEGS/APRON** SOLID OAK

**DIMENSIONS** L 560 x D 500 x H 695 / S-H 370 MM  
L 22 x D 19.7 x H 27.3 / S-H 14.5 "

**WEIGHT** 3,45 KG

**CERTIFICATES** EN 16139:2013 (NON-DOMESTIC)  
EN 1022:2005 (DOMESTIC)

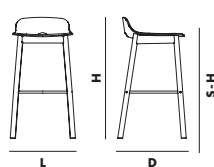
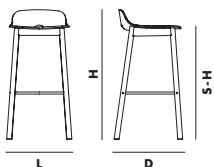

**FELT GLIDES** INCLUDED

**SHOWN AT PAGE** 51

### ITEM NO / COLOUR

100701 WOOD CARE TREATED OAK

100702 BLACK PAINTED OAK



## MONO BAR STOOL

DESIGNED BY KASPER NYMAN

**MATERIALS** OAK VENEER, SOLID OAK

**SEAT** PLYWOOD WITH OAK VENEER (UPM GRADA)

**LEGS/APRON** SOLID OAK

**DIMENSIONS** L 437 x D 447 x H 876 / S-H 750 mm  
L 17.2 x D 17.6 x H 34.4 / S-H 29.5 "

**WEIGHT** 4,7 kg

**CERTIFICATES** EN 16139:2013 (NON-DOMESTIC)  
EN 1022:2005 (DOMESTIC)

**FELT GLIDES** INCLUDED

**SHOWN AT PAGE** 22, 60

### ITEM NO / COLOUR

100810 WOOD CARE TREATED OAK

100811 BLACK PAINTED OAK

## MONO COUNTER CHAIR

DESIGNED BY KASPER NYMAN

**MATERIALS** OAK VENEER, SOLID OAK

**SEAT** PLYWOOD WITH OAK VENEER (UPM GRADA)

**LEGS/APRON** SOLID OAK

**DIMENSIONS** L 422 x D 428 x H 776 / S-H 650 mm  
L 16.6 x D 16.8 x H 30.5 / S-H 25.6 "

**WEIGHT** 4,5 kg

**CERTIFICATES** EN 16139:2013 (NON-DOMESTIC)  
EN 1022:2005 (DOMESTIC)

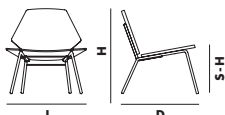


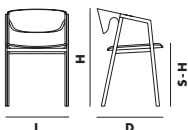
**FELT GLIDES** INCLUDED

**SHOWN AT PAGE** 60

### ITEM NO / COLOUR

100910 WOOD CARE TREATED OAK

100911 BLACK PAINTED OAK



## S.A.C. DINING CHAIR

DESIGNED BY NAOYA MATSUO

**MATERIALS** METAL, OAK VENEER

**SEAT** OAK VENEERED PLYWOOD

**LEGS/APRON** BLACK PAINTED METAL

**DIMENSIONS** L 483 x D 500 x H 725 / S-H 455 MM  
L 17.7 x D 16.5 x H 30.7 / S-H 17.9 "

**WEIGHT** 5,7 KG

**CERTIFICATES** EN 16139:2013 (NON-DOMESTIC)

EN 1728:2000 (DOMESTIC)

EN 1022:2005 (DOMESTIC)

**FELT GLIDES** INCLUDED

**SHOWN AT PAGE** 75

### ITEM NO / COLOUR

100030 BLACK

108040 SEAT PAD  
BREEZE FUSION 4001 GREY

## LEAN LOUNGE CHAIR

DESIGNED BY STUDIO NUR

**MATERIALS** METAL, PLYWOOD, FOAM AND FABRIC

**SEAT AND BACK** FIBRE PADDING AND FOAM 35 KG/M<sup>3</sup>

**FRAME** PLYWOOD AND BLACK POWDER COATED METAL

**WEIGHT** 8 KG

**DIMENSIONS** L 640 x D 660 x H 720 / S-H 360-380 MM  
L 25.1 x D 25.9 x H 28.3 / S-H 14.9 "

**SHOWN AT PAGE** 78

### ITEM NO / COLOUR

100710 REMIX 2, 123 GREY

100711 REMIX 2, 873 DARK BLUE

100712 LUNA 2, 2393-4202 MUSTARD YELLOW

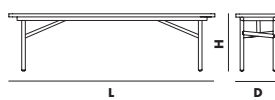
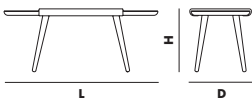
100718 REMIX 2, 393 BLACK

100719 REMIX 2, 662 BURGUNDY

100725 STEP MELANGE 68121, FOREST GREEN

100726 CRISP 04301, RUST

**NEW**  
**NEW**



## BAENK BENCH

DESIGNED BY **STUDIO NUR**

**MATERIALS** OAK AND FABRIC

**DIMENSIONS** L 1100 x D 425 x H 450 MM  
L 43.3 x D 16.7 x H 17.7 "

**SEAT** FIXED

**HOLE** Ø 120 MM / 4.7 "

**WEIGHT** 8 KG

**UPHOLSTERY** GABRIEL BREEZE FUSION (100.000 MARTINDALE)  
GABRIEL MEDLEY (75.000 MARTINDALE)

**SHOWN AT PAGE** 23

### ITEM NO / COLOUR

101008 SOAP TREATED SOLID OAK  
GABRIEL BREEZE FUSION 4002  
101009 OIL TREATED, SMOKED SOLID OAK  
GABRIEL MEDLEY 61004

## DIAGONAL BENCH

DESIGNED BY **SIGNE HYTTE**

**MATERIALS** METAL AND OAK VENEER

**SEAT** MDF WITH OAK VENEER


**FRAME** POWDER COATED METAL WITH A STRUCTURED FINISH

**DIMENSIONS** L 1600 x D 350 x H 450 MM  
L 62.9 x D 13.7 x H 17.7 "

**WEIGHT** 17,2 KG

### ITEM NO / COLOUR

101001 MIDNIGHT BLUE  
101002 BLACK  
101003 GREY



## LEVEL DAYBED

DESIGNED BY MSDS STUDIO

**MATERIALS** OAK, LEATHER

**MATTRESS** CAMO SILK ANILINE LEATHER  
CAMO GENOVA LEATHER

**FRAME** SOLID BLACK PAINTED OAK  
SOLID WHITE PIGMENTED LACQUER OAK

**DIMENSIONS** L 1900 x D 765 x H 410 MM  
L 74.8 x D 30.1 x H 16.1 "

**GROSS WEIGHT** 32 KG

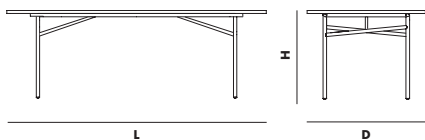
**PILLOW** SOLD SEPERATELY  
L 235 x W 85 MM / L 9.2 x W 3.3 "

**SHOWN AT PAGE** 8, 31, 76

### ITEM NO / COLOUR

101020	WHITE PIGMENTED OAK FRAME. COGNAC LEATHER MATTRESS (CAMO SILK ANILINE 0252)	
101021	BLACK PAINTED OAK FRAME. BLACK LEATHER MATTRESS (CAMO SILK ANILINE 0842)	
101022	WHITE PIGMENTED OAK FRAME. BLACK LEATHER MATTRESS (CAMO SILK ANILINE 0842)	
101023	BLACK PAINTED OAK FRAME. COGNAC LEATHER MATTRESS (CAMO SILK ANILINE 0252)	
101024	WHITE PIGMENTED OAK FRAME. NOUGAT LEATHER MATTRESS (CAMO GENOVA GE 2496)	NEW
101025	BLACK PAINTED OAK FRAME. NOUGAT LEATHER MATTRESS (CAMO GENOVA GE 2496)	NEW
101038	COGNAC LEATHER PILLOW	
101039	BLACK LEATHER PILLOW	
101040	NOUGAT LEATHER PILLOW	NEW

**SEATING**  
**TABLES**  
**SOFAS**  
**STORAGE**  
**AND SHELVING**  
**MIRRORS**  
**LIGHTING**  
**TEXTILES**  
**ACCESSORIES**  
**OUTDOOR**



## DIAGONAL DINING TABLE

DESIGNED BY **SIGNE HYTE**

**MATERIALS** METAL AND OAK VENEER

**TABLE TOP** MDF WITH OAK VENEER

**FRAME** POWDER COATED METAL WITH A STRUCTURED FINISH

**DIMENSIONS** L 1800 x D 900 x H 740 MM  
L 70.8 x D 35.4 x H 29.1 "

**WEIGHT** 40 KG

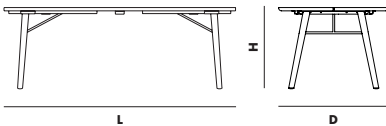
**TOOLS** INCLUDED

### ITEM NO / COLOUR

110140 MIDNIGHT BLUE

110141 BLACK

110142 GREY



## ALLEY DINING TABLE

DESIGNED BY SAYS WHO

**MATERIALS** SOLID WOOD WITH OAK VENEER

**TABLE TOP** MATT LACQUERED OAK/OIL TREATED, SMOKED OAK

**LEGS** MATT LACQUERED OAK, SMOKED OAK, WHITE/BLACK  
PAINTED OAK WITH POWDER COATED METAL

**DIMENSIONS** L 1800 / 2050 / 2400 x D 950 x H 740 MM  
L 70.8 / 80.7 / 94.4 x D 37.4 x H 28.3 "

**TABLE EXTENSION** SOLID WOOD WITH SMOKED OAK VENEER  
/WHITE PIGMENTED OAK VENEER  
(500 x 950 MM / 19.6 x 37.4 ")

**SHOWN AT PAGE** 59, 70, 74

**ITEM NO / COLOUR** (1800 MM)

110160 OAK TABLE TOP, OAK LEGS

110161 OAK TABLE TOP, WHITE LEGS

110162 OAK TABLE TOP, BLACK LEGS

110163 SMOKED OAK TABLE TOP, BLACK LEGS

110172 SMOKED OAK TABLE TOP, SMOKED OAK LEGS

2050 MM

110164 OAK TABLE TOP, OAK LEGS

110165 OAK TABLE TOP, WHITE LEGS

110166 OAK TABLE TOP, BLACK LEGS

110167 SMOKED OAK TABLE TOP, BLACK LEGS

110173 SMOKED OAK TABLE TOP, SMOKED OAK LEGS

2400 MM

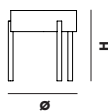
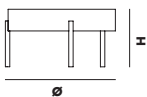

110168 OAK TABLE TOP, OAK LEGS

110169 OAK TABLE TOP, WHITE LEGS

110170 OAK TABLE TOP, BLACK LEGS

110171 SMOKED OAK TABLE TOP, BLACK LEGS

110174 SMOKED OAK TABLE TOP, SMOKED OAK LEGS



## ARC COFFEE TABLE

DESIGNED BY JULIE BEGSTRUP AND DITTE VAD

**MATERIALS** WHITE PIGMENTED ASH VENEER  
AND SOLID ASH LEGS  
BLACK PAINTED ASH VENEER  
AND SOLID ASH LEGS

**BOTTOM SURFACE** DARK GREY NANO LAMINATE

**DIMENSIONS** Ø 660 x H 380 MM  
Ø 25.9 x H 14.9 "

**SHOWN AT PAGE** 24

### ITEM NO / COLOUR

110514	WHITE PIGMENTED ASH	<b>NEW</b>
110515	BLACK PAINTED ASH	<b>NEW</b>

## ARC SIDE TABLE

DESIGNED BY JULIE BEGSTRUP AND DITTE VAD

**MATERIALS** WHITE PIGMENTED ASH VENEER  
AND SOLID ASH LEGS  
BLACK PAINTED ASH VENEER  
AND SOLID ASH LEGS

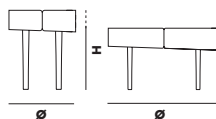
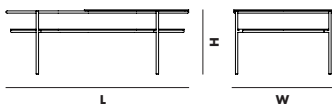
**BOTTOM SURFACE** DARK GREY NANO LAMINATE

**DIMENSIONS** Ø 420 x H 450 MM  
Ø 16.5 x H 17.3 "

**SHOWN AT PAGE** 28

### ITEM NO / COLOUR

110512	WHITE PIGMENTED ASH	<b>NEW</b>
110513	BLACK PAINTED ASH	<b>NEW</b>



## VERDE COFFEE TABLE

DESIGNED BY RIKKE FROST

**MATERIALS** METAL, MARBLE/TERRAZZO, OAK

**TABLE TOP** BLACK MARBLE: NERO MAROQUINA

BROWN MARBLE: EMPERADOR

TERRAZZO: GRIGIO VENATO / HONED

BLACK PAINTED OAK VENEER

**FRAME** BLACK PAINTED METAL

**DIMENSIONS** L 1060 x W 600 x H 410 MM

L 41.7 x W 23.6 x H 16.1 "

**SHOWN AT PAGE** 5, 19, 77

### ITEM NO / COLOUR

110751	BLACK/BLACK MARBLE	<b>NEW</b>
110752	BLACK/BROWN MARBLE	<b>NEW</b>
110753	BLACK/TERRAZZO	<b>NEW</b>

## SKIRT COFFEE AND SIDE TABLE

DESIGNED BY MIKKO LAAKKONEN

**MATERIALS** SOLID WOOD WITH OAK VENEERED PLYWOOD

**TABLE TOP** OAK VENEERED PLYWOOD

**LEGS** SOLID OAK

**DIMENSIONS** H 440 x Ø 400 MM (HIGH)

H 17.3 x Ø 15.7 "

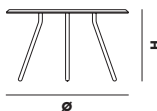
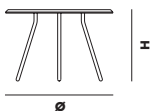
H 380 x Ø 600 MM (LOW)

H 14.9 x Ø 23.6 "

**WEIGHT** 4,8/8 KG

### ITEM NO / COLOUR

110501	MATT WHITE PIGMENTED LACQUER (HIGH)
110502	BLACK PAINTED (HIGH)
110503	MATT WHITE PIGMENTED LACQUER (LOW)
110504	BLACK PAINTED (LOW)



## SOROUND COFFEE TABLE (60 CM)

DESIGNED BY **STUDIO NUR**

**MATERIALS** FIBRE CONCRETE, METAL

**TABLE TOP** SOLID FIBRE CONCRETE

**LEGS** BLACK POWDER COATED METAL

**DIMENSIONS** H 395 / 440 x Ø 600 MM  
H 15.5 / 17.3 x Ø 23.6 "

**SHOWN AT PAGE** 54-55

### ITEM NO / COLOUR

110519	CONCRETE TOP (Ø 600 x H 440)	
110520	CONCRETE TOP (Ø 600 x H 395)	
110518	FENIX TOP (Ø 600 x H 440)	
110521	FENIX TOP (Ø 600 x H 395)	
110540	BLACK PAINTED OAK TOP (Ø 600 x H 395)	<b>NEW</b>
110541	BLACK PAINTED OAK TOP (Ø 600 x H 440)	<b>NEW</b>

## SOROUND COFFEE TABLE (75 CM)

DESIGNED BY **STUDIO NUR**

**MATERIALS** PLYWOOD, METAL

**TABLE TOP** ARPA FENIX NTM LAMINATE

**EDGES** PLYWOOD WITH MATT LACQUER

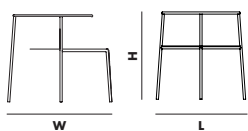
**LEGS** BLACK POWDER COATED METAL

**DIMENSIONS** H 395 / 440 x Ø 600 / 750 MM  
H 15.5 / 17.3 x Ø 23.6 / 29.5 "

**SHOWN AT PAGE** 54-55

### ITEM NO / COLOUR

110525	FENIX TOP (Ø 750 x H 395)	
110526	FENIX TOP (Ø 750 x H 440)	
110542	BLACK PAINTED OAK TOP (Ø 750 x H 395)	<b>NEW</b>
110543	BLACK PAINTED OAK TOP (Ø 750 x H 440)	<b>NEW</b>



## DUO SIDE TABLE

DESIGNED BY CHIFEN CHENG

**MATERIALS** METAL, GLASS

**TABLE TOP** SMOKED, TEMPERED GLASS  
450 MM

**FRAME** BLACK PAINTED METAL

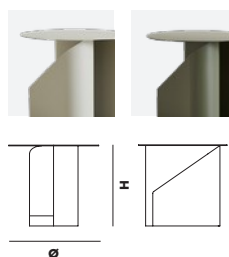
**DIMENSIONS** L 510 x W 600 x H 510 MM  
L 20 x W 23.6 x H 20 "

**GROSS WEIGHT** 10 KG

**SHOWN AT PAGE** 43

**ITEM NO / COLOUR**

110730 BLACK



## SENTRUM SIDE TABLE

DESIGNED BY SCHMAHL + SCHNIPPERING

**MATERIALS** POWDER COATED METAL

**DIMENSIONS** Ø 400 x H 360 MM  
L 15.7 x H 14.1 "

**STORAGE SPACE** L 277 x W 106 MM  
L 10.9 x W 4.1 "

**WEIGHT** 10,5 KG

**SHOWN AT PAGE** 2, 51

**ITEM NO / COLOUR**

110740 WARM GREY

110741 DUSTY GREEN



## COME HERE SIDE TABLE

DESIGNED BY STEFFEN JUUL

**MATERIALS** SOLID OAK

**DIMENSIONS** H 450 x Ø 410 MM  
H 17.7 x Ø 16.1 "

**WEIGHT** 2,5 KG

**SHOWN AT PAGE** 23

### ITEM NO / COLOUR

110710 SOAP TREATED OAK

110711 BLACK

110712 LIGHT BLUE

110713 MIDNIGHT BLUE

110716 OIL TREATED SMOKED OAK

110717 LIGHT GREY

SEATING  
TABLES  
**SOFAS**  
STORAGE  
AND SHELVING  
MIRRORS  
LIGHTING  
TEXTILES  
ACCESSORIES  
OUTDOOR

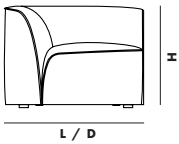


**PG1**

**PG2**

**PG3**

**PG4**



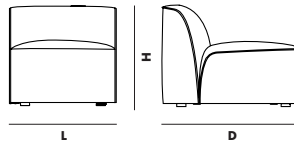
L / D

**PG1**

**PG2**

**PG3**

**PG4**



L

D

## FLORA CORNER MODULE

DESIGNED BY YONOH

**MATERIALS** PLYWOOD, FOAM, WEBBING

**PIPING** BLACK DAVIS 'ONTARIO' FABRIC

**LEGS** BLACK PAINTED WOOD

**CONNECTORS** METAL SECTIONAL SNAPS

**DIMENSIONS** L 900 x D 900 x H 700 x S/H 430 mm  
L 35.4 x D 35.4 x H 27.5 x S/H 16.9 "

**FIRE RETARDANT FOAM** AVAILABLE UPON REQUEST

**PRICE GROUPS** SEE PAGE 101

**SHOWN AT PAGE** 4-5, 19, 41, 54-55, 152

### ITEM NO / PRICE GROUP

107410	PRICE GROUP 1	<b>NEW</b>
107411	PRICE GROUP 2	<b>NEW</b>
107412	PRICE GROUP 3	<b>NEW</b>
107413	PRICE GROUP 4	<b>NEW</b>

## FLORA MIDDLE MODULE (66)

DESIGNED BY YONOH

**MATERIALS** PLYWOOD, FOAM, WEBBING

**PIPING** BLACK DAVIS 'ONTARIO' FABRIC

**LEGS** BLACK PAINTED WOOD

**CONNECTORS** METAL SECTIONAL SNAPS

**DIMENSIONS** L 660 x D 900 x H 700 x S/H 430 mm  
L 25.9 x D 35.4 x H 27.5 x S/H 16.9 "

**FIRE RETARDANT FOAM** AVAILABLE UPON REQUEST

**PRICE GROUPS** SEE PAGE 101

**SHOWN AT PAGE** 4-5, 19, 41, 54-55, 152

### ITEM NO / PRICE GROUP

107424	PRICE GROUP 1	<b>NEW</b>
107425	PRICE GROUP 2	<b>NEW</b>
107426	PRICE GROUP 3	<b>NEW</b>
107427	PRICE GROUP 4	<b>NEW</b>

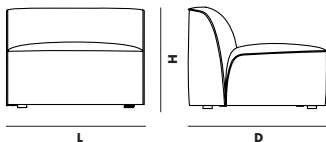


PG1

PG2

PG3

PG4

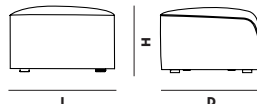


PG1

PG2

PG3

PG4



## FLORA MIDDLE MODULE (90)

DESIGNED BY YONOH

**MATERIALS** PLYWOOD, FOAM, WEBBING

**PIPING** BLACK DAVIS 'ONTARIO' FABRIC

**LEGS** BLACK PAINTED WOOD

**CONNECTORS** METAL SECTIONAL SNAPS

**DIMENSIONS** L 900 x D 900 x H 700 x S/H 430 mm  
L 35.4 x D 35.4 x H 27.5 x S/H 16.9 "

**FIRE RETARDANT FOAM** AVAILABLE UPON REQUEST

**PRICE GROUPS** SEE PAGE 101

**SHOWN AT PAGE** 4-5, 19, 41, 54-55, 152

### ITEM NO / PRICE GROUP

107417	PRICE GROUP 1	<b>NEW</b>
107418	PRICE GROUP 2	<b>NEW</b>
107419	PRICE GROUP 3	<b>NEW</b>
107420	PRICE GROUP 4	<b>NEW</b>

## FLORA POUF

DESIGNED BY YONOH

**MATERIALS** PLYWOOD, FOAM, WEBBING

**PIPING** BLACK DAVIS 'ONTARIO' FABRIC

**LEGS** BLACK PAINTED WOOD

**CONNECTORS** METAL SECTIONAL SNAPS

**DIMENSIONS** L 660 x D 700 x H 430 mm  
L 25.9 x D 27.5 x H 16.9 "

**FIRE RETARDANT FOAM** AVAILABLE UPON REQUEST

**PRICE GROUPS** SEE PAGE 101

**SHOWN AT PAGE** 4-5, 19, 41, 54-55, 152

### ITEM NO / PRICE GROUP

107431	PRICE GROUP 1	<b>NEW</b>
107432	PRICE GROUP 2	<b>NEW</b>
107433	PRICE GROUP 3	<b>NEW</b>
107434	PRICE GROUP 4	<b>NEW</b>



**PG1**

**PG2**

**PG3**

**PG4**



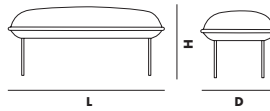
**PG1**

**PG2**

**PG3**

**PG4**

**PG5**



## FLORA ARMREST CUSHION

DESIGNED BY YONOH

**MATERIALS** FOAM AND FABRIC

**DIMENSIONS** L 410 x Ø 160 mm

L 16.4 x Ø 6.2 "

**PRICE GROUPS** SEE PAGE 101

### ITEM NO / PRICE GROUP

107438	PRICE GROUP 1	<b>NEW</b>
107439	PRICE GROUP 2	<b>NEW</b>
107440	PRICE GROUP 3	<b>NEW</b>
107441	PRICE GROUP 4	<b>NEW</b>

## NAKKI BENCH

DESIGNED BY MIKA TOLVANEN

**MATERIALS** PLYWOOD, METAL, FOAM, ELASTIC BELTS

**LEGS** BLACK POWDER COATED METAL

**DIMENSIONS** L 1200 x D 450 x H 460 mm

L 47.2 x D 17.7 x H 18.1 "

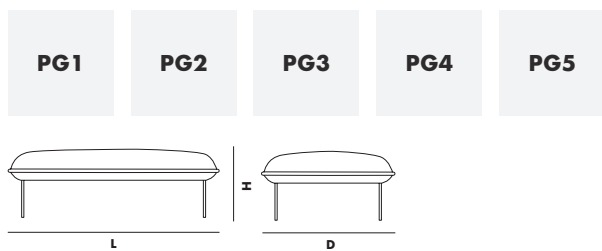
**FIRE RETARDENT FOAM** AVAILABLE UPON REQUEST

**PRICE GROUPS** SEE PAGE 101

**SHOWN AT PAGE** 46, 47

### ITEM NO / PRICE GROUP

106814	PRICE GROUP 1	<b>NEW</b>
106815	PRICE GROUP 2	<b>NEW</b>
106816	PRICE GROUP 3	<b>NEW</b>
106817	PRICE GROUP 4	<b>NEW</b>
106818	PRICE GROUP 5	<b>NEW</b>



## NAKKI LONG OTTOMAN

DESIGNED BY MIKA TOLVANEN

**MATERIALS** PLYWOOD, METAL, FOAM, ELASTIC BELTS

**LEGS** BLACK POWDER COATED METAL

**DIMENSIONS** L 1500 x D 800 x H 460 MM  
L 59 x D 31.4 x H 18.8 "

**FIRE RETARDANT FOAM** AVAILABLE UPON REQUEST

**PRICE GROUPS** SEE PAGE 101

**SHOWN AT PAGE** 47

### ITEM NO / PRICE GROUP

106807	PRICE GROUP 1	<b>NEW</b>
106808	PRICE GROUP 2	<b>NEW</b>
106809	PRICE GROUP 3	<b>NEW</b>
106810	PRICE GROUP 4	<b>NEW</b>
106811	PRICE GROUP 5	<b>NEW</b>

## NAKKI OTTOMAN

DESIGNED BY MIKA TOLVANEN

**MATERIALS** PLYWOOD, METAL, FOAM, ELASTIC BELTS

**LEGS** BLACK POWDER COATED METAL

**DIMENSIONS** L 800 x D 800 x H 460 MM  
L 31.4 x D 31.4 x H 18.8 "

**WEIGHT** 16,5 KG

**FIRE RETARDANT FOAM** AVAILABLE UPON REQUEST

**PRICE GROUPS** SEE PAGE 101

**SHOWN AT PAGE** 26, 47

### ITEM NO / PRICE GROUP

107200	PRICE GROUP 1
107201	PRICE GROUP 2
107202	PRICE GROUP 3
107203	PRICE GROUP 4
107204	PRICE GROUP 5



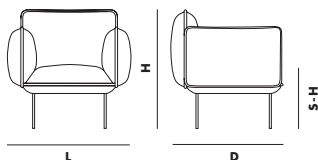
PG1

PG2

PG3

PG4

PG5



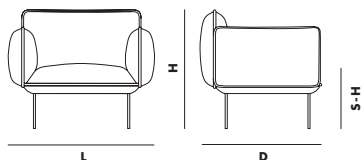
PG1

PG2

PG3

PG4

PG5



## NAKKI ARMCHAIR

DESIGNED BY MIKA TOLVANEN

**MATERIALS** PLYWOOD, METAL, FOAM, ELASTIC BELTS

**LEGS** BLACK POWDER COATED METAL

**DIMENSIONS** L 850 x D 750 x H 830 x S/H 455 MM  
L 33.4 x D 29.5 x H 32.6 x S/H 17.9 "

**FIRE RETARDANT FOAM** AVAILABLE UPON REQUEST

**PRICE GROUPS** SEE FOLLOWING PAGE

### ITEM NO / PRICE GROUP

106800	PRICE GROUP 1	<b>NEW</b>
106801	PRICE GROUP 2	<b>NEW</b>
106802	PRICE GROUP 3	<b>NEW</b>
106803	PRICE GROUP 4	<b>NEW</b>
106804	PRICE GROUP 5	<b>NEW</b>

## NAKKI ONE-SEATER

DESIGNED BY MIKA TOLVANEN

**MATERIALS** PLYWOOD, METAL, FOAM, ELASTIC BELTS

**LEGS** BLACK POWDER COATED METAL

**DIMENSIONS** L 970 x D 780 x H 830 / S-H 455 MM  
L 38.1 x D 30.7 x H 32.6 / S-H 17.9 "

**WEIGHT** 28 KG

**FIRE RETARDANT FOAM** AVAILABLE UPON REQUEST

**PRICE GROUPS** SEE FOLLOWING PAGE

**SHOWN AT PAGE** 64, 65

### ITEM NO / PRICE GROUP

107190	PRICE GROUP 1
107191	PRICE GROUP 2
107192	PRICE GROUP 3
107193	PRICE GROUP 4
107194	PRICE GROUP 5



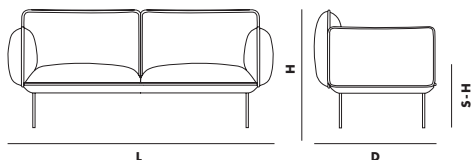
**PG1**

**PG2**

**PG3**

**PG4**

**PG5**



## NAKKI TWO-SEATER

DESIGNED BY MIKA TOLVANEN

**MATERIALS** PLYWOOD, METAL, FOAM, ELASTIC BELTS

**LEGS** BLACK POWDER COATED METAL

**DIMENSIONS** L 1800 x D 780 x H 830 / S-H 455 MM  
L 70.8 x D 30.7 x H 32.6 / S-H 17.9 "

**WEIGHT** 43 KG

**FIRE RETARDANT FOAM** AVAILABLE UPON REQUEST

**SHOWN AT PAGE** 26-27, 43, 61, 72

### ITEM NO / PRICE GROUP

107170 PRICE GROUP 1  
107171 PRICE GROUP 2  
107172 PRICE GROUP 3  
107173 PRICE GROUP 4  
107174 PRICE GROUP 5

## PRICE GROUPS

EXPLORE OUR FABRIC COLLECTION AT [WOUD.DK](http://WOUD.DK)

**PRICE GROUP 1** DAVIS 'ONTARIO'  
SYMPHONY MILLS 'SORRENTO' (CORDUROY)

**PRICE GROUP 2** GABRIEL STEP MELANGE

**PRICE GROUP 3** KVADRAT REMIX 2, GABRIEL LUNA 2,  
GABRIEL CRISP

**PRICE GROUP 4** KVADRAT HALLINGDAL, STEELCUT TRIO 3,  
HARALD 3, VIDAR 3

**PRICE GROUP 5** CAMO SILK ANILINE LEATHER




PG1

PG2

PG3

PG4

PG5



## NAKKI THREE-SEATER

DESIGNED BY MIKA TOLVANEN

**MATERIALS** PLYWOOD, METAL, FOAM, ELASTIC BELTS

**LEGS** BLACK POWDER COATED METAL

**DIMENSIONS** L 2450 x D 780 x H 830 / S-H 455 MM  
L 96.4 x D 30.7 x H 32.6 / S-H 17.9 "

**WEIGHT** 59 KG

**FIRE RETARDENT FOAM** AVAILABLE UPON REQUEST

**PRICE GROUPS** SEE PAGE

### ITEM NO / PRICE GROUP



107165 PRICE GROUP 1  
107166 PRICE GROUP 2  
107167 PRICE GROUP 3  
107168 PRICE GROUP 4  
107169 PRICE GROUP 5

## PRICE GROUPS

EXPLORE OUR FABRIC COLLECTION AT [WOUD.DK](http://WOUD.DK)

**PRICE GROUP 1** DAVIS 'ONTARIO'  
SYMPHONY MILLS 'SORRENTO' (CORDUROY)  
**PRICE GROUP 2** GABRIEL STEP MELANGE  
**PRICE GROUP 3** KVADRAT REMIX 2, GABRIEL LUNA 2,  
GABRIEL CRISP  
**PRICE GROUP 4** KVADRAT HALLINGDAL, STEELCUT TRIO 3,  
HARALD 3, VIDAR 3  
**PRICE GROUP 5** CAMO SILK ANILINE LEATHER

**SEATING**  
**TABLES**  
**SOFAS**  
**STORAGE**  
**AND SHELVING**  
**MIRRORS**  
**LIGHTING**  
**TEXTILES**  
**ACCESSORIES**  
**OUTDOOR**



## ELEVATE SHELVING SYSTEM (BLACK)

DESIGNED BY CAMILLA AKERSVEEN & CHRISTOPHER KONINGS

**MATERIALS** OAK VENEERED PLYWOOD

**SHELVES** BLACK PAINTED OAK VENEER

**DOWELS** BLACK PAINTED SOLID OAK  
METAL SCREWS AND THREADS

**TOOLS** NO NEED FOR THAT

**SET** SHELVES ARE SOLD IN SETS OF ONE OR TWO  
DOWELS ARE SOLD IN SETS OF TWO

**SHOWN AT PAGE** 17, 38-39, 61

### ITEM NO / SIZE


120662	TOP A, 25 x 34 mm (2 PCS)	<b>NEW</b>
120663	CONNECTOR B, 330 x 34 mm (2 PCS)	<b>NEW</b>
120664	CONNECTOR C, 676 x 34 mm (2 PCS)	<b>NEW</b>
120665	BOTTOM D, 54 x 34 mm (2 PCS)	<b>NEW</b>
120666	BOTTOM E, 400 x 34 mm (2 PCS)	<b>NEW</b>

### ITEM NO / SIZE

120652	SHELF A (4 CON. POINTS), 400 x 400 mm (1 PC)	<b>NEW</b>
120653	SHELF A (4 CON. POINTS), 400 x 400 mm (2 PCS)	<b>NEW</b>
120654	SHELF B (6 CON. POINTS), 868 x 400 mm (1 PC)	<b>NEW</b>
120655	SHELF B (6 CON. POINTS), 868 x 400 mm (2 PCS)	<b>NEW</b>
120656	SHELF C (4 CON. POINTS), 868 x 400 mm (1 PC)	<b>NEW</b>
120657	SHELF C (4 CON. POINTS), 868 x 400 mm (2 PCS)	<b>NEW</b>
120658	SHELF D (6 CON. POINTS), 1200 x 400 mm (1 PC)	<b>NEW</b>
120659	SHELF D (6 CON. POINTS), 1200 x 400 mm (2 PCS)	<b>NEW</b>
120660	SHELF E (4 CON. POINTS), 1200 x 400 mm (1 PC)	<b>NEW</b>
120661	SHELF E (4 CON. POINTS), 1200 x 400 mm (2 PCS)	<b>NEW</b>
120650	DESK PLATE (4 CON. POINTS), 868 x 500 mm (1 PC)	<b>NEW</b>

## BUILD AND ASSEMBLE ELEVATE SHELVING SYSTEMS WITH OUR ONLINE CONFIGURATOR

ACCESS THE CONFIGURATOR AT [WOUD.DK/ELEVATE](http://WOUD.DK/ELEVATE)



### ELEVATE SHELVING SYSTEM (OAK)

DESIGNED BY CAMILLA AKERSVEEN & CHRISTOPHER KONINGS

**MATERIALS** OAK VENEERED PLYWOOD

**SHELVES** MATT LACQUERED TREATED OAK VENEER

**DOWELS** MATT LACQUERED TREATED SOLID OAK  
METAL SCREWS AND THREADS

**TOOLS** NO NEED FOR THAT

**SET** SHELVES ARE SOLD IN SETS OF ONE OR TWO  
DOWELS ARE SOLD IN SETS OF TWO

**SHOWN AT PAGE** 66, 73

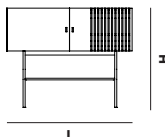
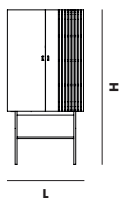

#### ITEM NO / SIZE

120632	TOP A, 25 x 34 MM (2 PCS)
120633	CONNECTOR B, 330 x 34 MM (2 PCS)
120634	CONNECTOR C, 676 x 34 MM (2 PCS)
120635	BOTTOM D, 54 x 34 MM (2 PCS)
120636	BOTTOM E, 400 x 34 MM (2 PCS)

#### ITEM NO / SIZE

120620	SHELF A (4 CON. POINTS), 400 x 400 MM (1 PC)
120621	SHELF A (4 CON. POINTS), 400 x 400 MM (2 PCS)
120622	SHELF B (6 CON. POINTS), 868 x 400 MM (1 PC)
120623	SHELF B (6 CON. POINTS), 868 x 400 MM (2 PCS)
120624	SHELF C (4 CON. POINTS), 868 x 400 MM (1 PC)
120625	SHELF C (4 CON. POINTS), 868 x 400 MM (2 PCS)
120626	SHELF D (6 CON. POINTS), 1200 x 400 MM (1 PC)
120627	SHELF D (6 CON. POINTS), 1200 x 400 MM (2 PCS)
120628	SHELF E (4 CON. POINTS), 1200 x 400 MM (1 PC)
120629	SHELF E (4 CON. POINTS), 1200 x 400 MM (2 PCS)
120637	DESK PLATE (4 CON. POINTS), 868 x 500 MM (1 PC)

**NEW**



## ARRAY HIGHBOARD (80)

DESIGNED BY SAYS WHO

**MATERIALS** METAL, OAK VENEER

**CABINET** WHITE PIGMENTED LACQUERED  
/BLACK PAINTED OAK VENEER

**FRAME** BLACK PAINTED METAL

**SHELVES** SIX SHELVES INSIDE

**HANDLE** BLACK PAINTED METAL

**DIMENSIONS** L 800 x W 440 x H 1600 MM  
L 31.4 x W 17.3 x H 62.9 "

**SHOWN AT PAGE** 14, 45

### ITEM NO / COLOUR

120419	WHITE PIGMENTED OAK VENEER	<b>NEW</b>
120420	BLACK PAINTED OAK VENEER	<b>NEW</b>

## ARRAY SIDEBOARD (120)

DESIGNED BY SAYS WHO

**MATERIALS** METAL, OAK VENEER

**CABINET** WHITE PIGMENTED LACQUERED  
/BLACK PAINTED OAK VENEER

**FRAME** BLACK PAINTED METAL

**SHELVES** TWO SHELVES INSIDE

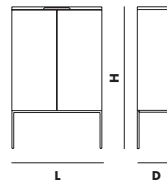
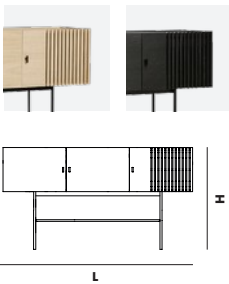
**HANDLE** BLACK PAINTED METAL

**DIMENSIONS** L 1200 x W 440 x H 970 MM  
L 47.2 x W 17.3 x H 38.2 "

**SHOWN AT PAGE** 15

### ITEM NO / COLOUR

120415	WHITE PIGMENTED OAK VENEER	<b>NEW</b>
120416	BLACK PAINTED OAK VENEER	<b>NEW</b>



## ARRAY SIDEBOARD (180)

DESIGNED BY SAYS WHO

**MATERIALS** METAL, OAK VENEER

**CABINET** WHITE PIGMENTED LACQUERED  
/BLACK PAINTED OAK VENEER

**FRAME** BLACK PAINTED METAL

**SHELVES** TWO SHELVES INSIDE

**HANDLE** BLACK PAINTED METAL

**DIMENSIONS** L 1800 x W 440 x H 970 MM  
L 70.8 x W 17.3 x H 38.2 "

**SHOWN AT PAGE** 14, 34-35

### ITEM NO / COLOUR

120417	WHITE PIGMENTED OAK VENEER	<b>NEW</b>
120418	BLACK PAINTED OAK VENEER	<b>NEW</b>

## BARN CABINET

DESIGNED BY SAYS WHO

**MATERIALS** OAK VENEERED MDF

**LEGS** POWDER COATED METAL

**DRAWERS** TWO PERFORATED GREY PAINTED METAL

**SHELVES** SIX

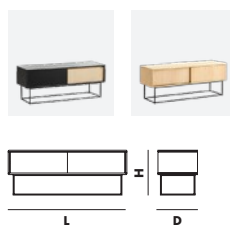
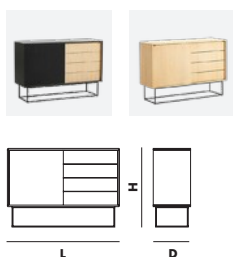
**DIMENSIONS** L 1000 x D 430 x H 1500 MM  
L 39.3 x D 16.9 x H 59 "

**FEET** ADJUSTABLE

**WEIGHT** 82 KG

### ITEM NO / PRICE GROUP

120510 BLACK PAINTED OAK



## VIRKA HIGH SIDEBOARD

DESIGNED BY RØPKE DESIGN AND MOAAK

**MATERIALS** OAK VENEERED MDF

**CARCASS** WHITE OIL TREATED OAK VENEER  
BLACK PAINTED OAK VENEER

**LEG FRAME** POWDER COATED METAL

**DIMENSIONS** L 1200 x D 400 x H 820 mm  
L 47.2 x D 15.7 x H 32.2 "

**CABLE HOLES** TWO ON THE BACK

**FEET** ADJUSTABLE

**WEIGHT** 36 KG

### ITEM NO / COLOUR

120310 BLACK PAINTED/OAK VENEER

120311 OAK VENEER/OAK VENEER

## VIRKA LOW SIDEBOARD

DESIGNED BY RØPKE DESIGN AND MOAAK

**MATERIALS** OAK VENEERED MDF

**CARCASS** WHITE OIL TREATED OAK VENEER  
BLACK PAINTED OAK VENEER

**LEG FRAME** POWDER COATED METAL

**DIMENSIONS** L 1200 x D 400 x H 470 mm  
L 47.2 x D 15.7 x H 18.5 "

**CABLE HOLES** TWO ON THE BACK

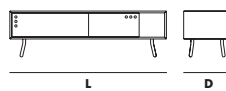
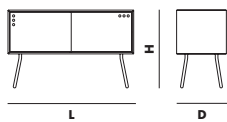
**FEET** ADJUSTABLE

**WEIGHT** 25 KG

### ITEM NO / COLOUR

120410 BLACK PAINTED/OAK VENEER

120411 OAK VENEER/OAK VENEER



## GEYMA HIGH SIDEBOARD

DESIGNED BY **STUDIO NUR**

**MATERIALS** OAK VENEERED PLYWOOD, LAMINATE, METAL

**CARCASS** BLACK PAINTED OAK VENEERED PLYWOOD

**SLIDING DOORS** MIST AND WARM GREY LAMINATE

**EDGES** MATT LACQUERED OAK

**LEGS** POWDER COATED METAL

**DIMENSIONS** L 1200 x D 475 x H 710 MM

L 47.2 x D 18.7 x H 27.9 "

**CABLE HOLES** TWO ON THE BACK

**WEIGHT** 32 KG

**ITEM NO / COLOUR**

120300 BLACK/GREY W

## GEYMA LOW SIDEBOARD

DESIGNED BY **STUDIO NUR**

**MATERIALS** OAK VENEERED PLYWOOD, LAMINATE, METAL

**CARCASS** BLACK PAINTED OAK VENEERED PLYWOOD

**SLIDING DOORS** MIST AND WARM GREY LAMINATE

**EDGES** MATT LACQUERED OAK

**LEGS** POWDER COATED METAL

**DIMENSIONS** L 1400 x D 420 x H 420 MM

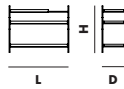
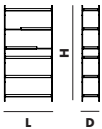
L 55.1 x D 16.5 x H 16.5 "

**CABLE HOLES** TWO ON THE BACK

**WEIGHT** 26 KG

**ITEM NO / COLOUR**

120400 BLACK/GREY



## TRAY HIGH SHELF

DESIGNED BY HANNE WILLMANN

**FRAME** BLACK PAINTED METAL

**TRAYS** BLACK PAINTED OAK, WHITE PIGMENTED OAK

**DIMENSIONS** L 1000 x D 400 x H 2010 MM  
L 39.3 x D 15.7 x H 79.1 "

**SHOWN AT PAGE** 48, 49

### ITEM NO / COLOUR

120714	ALL OAK SHELVES	<b>NEW</b>
120715	ALL BLACK SHELVES	<b>NEW</b>
120716	OAK: 1 SHORT + 2 WIDE BLACK: 1 SHORT + 2 WIDE	<b>NEW</b>
120717	OAK: 2 WIDE, BLACK: 2 WIDE + 2 SHORT	<b>NEW</b>
120718	OAK: 2 SHORT + 2 WIDE, BLACK: 2 WIDE	<b>NEW</b>
120719	OAK: 1 SHORT, BLACK: 1 SHORT + 4 WIDE	<b>NEW</b>
120720	OAK: 1 SHORT + 4 WIDE, BLACK: 1 SHORT	<b>NEW</b>
120721	OAK: 2 SHORT, BLACK: 4 WIDE	<b>NEW</b>
120722	OAK: 4 WIDE, BLACK: 2 SHORT	<b>NEW</b>

## TRAY LOW SHELF

DESIGNED BY HANNE WILLMANN

**FRAME** BLACK PAINTED METAL

**TRAYS** BLACK PAINTED OAK / WHITE PIGMENTED OAK

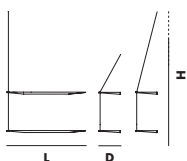
**DIMENSIONS** L 1000 x D 400 x H 810 MM  
L 39.3 x D 15.7 x H 31.8 "

**ENDCAPS** BLACK PLASTIC

**SHOWN AT PAGE** 1

### ITEM NO / COLOUR

120710	ALL OAK SHELVES	<b>NEW</b>
120711	ALL BLACK SHELVES	<b>NEW</b>
120712	1 SHORT BLACK, 2 WIDE OAK SHELVES	<b>NEW</b>
120713	1 SHORT OAK, 2 WIDE BLACK SHELVES	<b>NEW</b>



## STEDGE SHELF

DESIGNED BY LEONARD ALDENHOFF

**MATERIALS** OAK, METAL

**SHELF** 20 MM (AT ITS THICKEST), 4 MM (AT ITS THINEST)

**WIRE** LONG AND SHORT INCLUDED

**DIMENSIONS** L 800 x D 220 x H 1200 MM (LONG WIRE)

L 31.4 x D 8.6 x H 47.2 "

L 800 x D 220 x H 770 MM (SHORT WIRE)

L 31.4 x D 8.6 x H 30.3 "

SPACE BETWEEN SHELVES: 400MM / 15.7"

**WEIGHT ON SHELF** MAX 10 KG

**MOUNTING** TEMPLATE INCLUDED

**FITTING BOLTS** INCLUDED

**SHOWN AT PAGE** 52

### ITEM NO / COLOUR

140012 MATT WHITE PIGMENTED LACQUER

140013 OIL TREATED SMOKED OAK

140014 BLACK PAINTED OAK

## STEDGE ADD-ON SHELF

DESIGNED BY LEONARD ALDENHOFF

**MATERIALS** OAK, METAL

**SHELF** 20 MM (AT ITS THICKEST), 4 MM (AT ITS THINEST)

**WIRE** LONG AND SHORT INCLUDED

**DIMENSIONS** L 800 x D 220 MM

L 31.4 x D 8.6 "

SPACE BETWEEN SHELVES: 400 MM / 15.7"

**WEIGHT ON SHELF** MAX 10 KG

**NUMBER OF POSSIBLE ADD-ONS** UNLIMITED

**MOUNTING** TEMPLATE INCLUDED

**FITTING BOLTS** INCLUDED

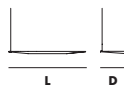
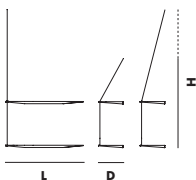
**SHOWN AT PAGE** 52

### ITEM NO / COLOUR

140020 MATT WHITE PIGMENTED LACQUER

140023 OIL TREATED SMOKED OAK

140024 BLACK PAINTED OAK



## STEDGE SMALL SHELF

DESIGNED BY LEONARD ALDENHOFF

**MATERIALS** OAK, METAL

**SHELF** 20 MM (AT ITS THICKEST), 4 MM (AT ITS THINEST)

**WIRE** LONG AND SHORT INCLUDED

**DIMENSIONS** L 600 x D 220 x H 1200 MM (LONG WIRE)

L 23.6 x D 8.6 x H 47.2 "

L 600 x D 220 x H 770 MM (SHORT WIRE)

L 23.6 x D 8.6 x H 30.3 "

SPACE BETWEEN SHELVES: 400 MM / 15.7"

**WEIGHT ON SHELF** MAX 10 KG

**MOUNTING** TEMPLATE INCLUDED

**FITTING BOLTS** INCLUDED

### ITEM NO / COLOUR

140016 MATT WHITE PIGMENTED LACQUER

140017 OIL TREATED SMOKED OAK

140018 BLACK PAINTED OAK

## STEDGE SMALL ADD-ON SHELF

DESIGNED BY LEONARD ALDENHOFF

**MATERIALS** OAK, METAL

**SHELF** 20 MM (AT ITS THICKEST), 4 MM (AT ITS THINEST)

**WIRE** LONG AND SHORT INCLUDED

**DIMENSIONS** L 600 x D 220 MM

L 23.6 x D 8.6 "

SPACE BETWEEN SHELVES: 400 MM / 15.7"

**WEIGHT ON SHELF** MAX 10 KG

**NUMBER OF POSSIBLE ADD-ONS** UNLIMITED

**MOUNTING** TEMPLATE INCLUDED

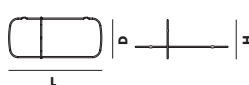
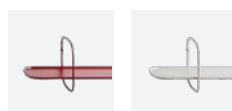
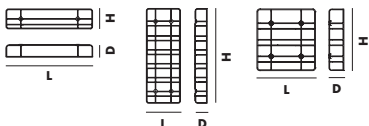
**FITTING BOLTS** INCLUDED

### ITEM NO / COLOUR

140026 MATT WHITE PIGMENTED LACQUER

140027 OIL TREATED SMOKED OAK

140028 BLACK PAINTED OAK



## COUPÉ SHELVES

DESIGNED BY POIAT

**MATERIAL** SOFT MATT POWDER COATED METAL

**DIMENSIONS** L 900 x D 135 x H 210 MM (HORIZONTAL)  
L 35.4 x D 5.2 x H 8.2 "  
L 370 x D 135 x H 1030 MM (VERTICAL)  
L 14.5 x D 5.3 x H 40.5 "  
L 530 x D 135 x H 560 MM (RECTANGULAR)  
L 20.8 x D 5.3 x H 22 "

**SCREWS** INCLUDED

**SHOWN AT PAGE** 69

### ITEM NO / COLOUR

140120 BLACK HORIZONTAL  
140121 WHITE HORIZONTAL  
140130 BLACK VERTICAL  
140131 WHITE VERTICAL  
140140 BLACK RECTANGULAR  
140141 WHITE RECTANGULAR

## POLAR SHELF

DESIGNED BY TERHEDEBRÜGGE

**MATERIAL** METAL

**DIMENSIONS** L 446 x D 203 x H 196 MM  
L 17.5 x D 7.9 x H 7.7 "

**WEIGHT ON SHELF** MAX. 5 KG

**WEIGHT** 1,5 KG

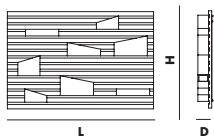
**MOUNTING** LOOP CAN BE PLACED TO THE LEFT OR RIGHT

**SCREWS** INCLUDED

**WALL PLUGS** NOT INCLUDED

### ITEM NO / COLOUR

140165 DEEP RED  
140166 WARM GREY



## INPUT ORGANISER

DESIGNED BY ANNE HOLM AND SIGRID SMETANA

**MATERIAL** OAK

**DIMENSIONS** L 660 x D 65 x H 440 MM  
L 25.9 x D 2.2 x H 17.3 "

**SLIDING POCKETS** EIGHT DIFFERENT SIZED PIECES

**WEIGHT** 3,5 KG

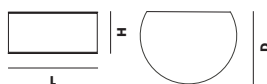
**SCREWS** INCLUDED

**WALL PLUGS** NOT INCLUDED

**SHOWN AT PAGE** 73

**ITEM NO / COLOUR**

140160 OAK



## WALLIE WALL DRAWER

DESIGNED BY AMALIE SKOV RAHBÆK

**MATERIALS** OAK, METAL

**DRAWER** BENDED OAK VENEER

WHITE PIGMENTED LACQUER TREATMENT

**BRACKET** SOFT MATT POWDER COATED METAL

MAGNET ENCASED ON BACKSIDE

**DIMENSIONS** L 300 x D 225 x H 100 MM  
L 11.8 x D 8.8 x H 3.9 "

**WEIGHT ON SHELF** MAX. 5 KG

**WEIGHT** 3 KG

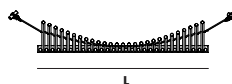

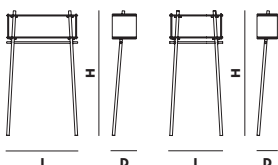
**SCREWS** INCLUDED

**WALL PLUGS** NOT INCLUDED

**SHOWN AT PAGE** 37

**ITEM NO / COLOUR**

140170 OAK/BLACK



## TÖJBOX WARDROBE

DESIGNED BY MADE BY MICHAEL

**MATERIALS** OAK VENEERED PLYWOOD

**LEGS** SOLID OAK

**DIMENSIONS** L 1120 x D 380 x H 2000 MM (LARGE)  
L 44 x D 14.9 x H 78.7 "  
L 800 x D 300 x H 2000 MM (SMALL)  
L 31.4 x D 11.8 x H 78.7 "

**WEIGHT** 16/14 KG

**MOUNTING** TWO KEYHOLES ON THE BACK

**SCREWS** INCLUDED

**WALL PLUGS** NOT INCLUDED

**SHOWN AT PAGE** 9

### ITEM NO / PRICE GROUP

120200 WOOD CARE TREATED OAK (LARGE)  
120203 BLACK PAINTED OAK (LARGE)  
120220 WOOD CARE TREATED OAK (SMALL)  
120223 BLACK PAINTED OAK (SMALL)

## KNAEGT COAT RACK

DESIGNED BY RIKKE PALMERSTON

**MATERIALS** SOLID OAK, LEATHER

**SCREWS** BRASS

**STICKS** WHITE PIGMENTED OILED OAK  
BLACK PAINTED OAK

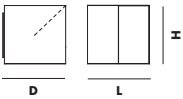
**DIMENSIONS** L 875 x W 285 x H 35 MM  
L 34.4 x W 11.2 x H 1.3 "

**MAX. WEIGHT ON SHELF** 10 KG

**SHOWN AT PAGE** 22

### ITEM NO / COLOUR

120235 OAK **NEW**  
120235 BLACK PAINTED OAK **NEW**



## VOWEL SHELF

DESIGNED BY KEISUKE KAWASE

**MATERIAL** POWDER COATED METAL

**DIMENSIONS** L 230 x D 235 x H 230 MM  
L 9 x D 9.2 x H 9 "

**WEIGHT** 2 KG

**MOUNTING** WALL MOUNTS INCLUDED

**SCREWS** INCLUDED

**WALL PLUGS** NOT INCLUDED

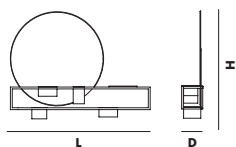
### ITEM NO / COLOUR

140181 DARK BLUE

140182 RED

140183 NUDE

**SEATING  
TABLES  
SOFAS  
STORAGE  
AND SHELVING  
MIRRORS  
LIGHTING  
TEXTILES  
ACCESSORIES  
OUTDOOR**



## MIRROR BOX

DESIGNED BY LAURA BILDE

**MATERIALS** METAL, MIRROR GLASS, MARBLE

**FRAME** MATT POWDER COATED METAL

**BOXES** FOUR PERFORATED DARK GREY PAINTED METAL

**MIRROR** SAFETY GLASS (Ø 500 x D 15 MM)

**DIMENSIONS** H 550 x L 750 x D 120 MM  
H 21.6 x L 29.5 x D 4.7 "

**WEIGHT** 4,9 KG

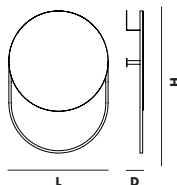
**SCREWS** INCLUDED

**WALL PLUGS** NOT INCLUDED

**SHOWN AT PAGE** 8

**ITEM NO / COLOUR**

140150 BLACK



## VERDE MIRROR

DESIGNED BY RIKKE FROST

**MATERIALS** METAL, MIRROR GLASS

**FRAME** SOFT POWDER COATED METAL

**MIRROR** SAFETY GLASS (Ø 600 MM)

**SHELF** L 510 x D 90 MM

**DIMENSIONS** H 850 x L 600 x D 110 MM  
H 33.4 x L 23.6 x D 4.3 "

**WEIGHT** 8,3 KG


**SCREWS** INCLUDED

**WALL PLUGS** NOT INCLUDED

**SHOWN AT PAGE** 16

**ITEM NO / COLOUR**

150006 BLACK



## MIRROR BARB

DESIGNED BY MARTIN ZANOLIN

**MATERIALS** OAK, MIRROR GLASS

**MIRROR** FACETED GLASS

**HANDLE** ATTACHABLE

**MOUNTING** ATTACHABLE MOUNTING PIECE WITH  
HOURLASS SHAPE

**DIMENSIONS** H 97 x D 57 x Ø 210 MM (SMALL)

H 3.8 x D 2.2 x Ø 8.2 "

H 132 x D 57 x Ø 260 MM (LARGE)

H 5.1 x D 2.2 x Ø 10.2 "

**WEIGHT** 0,75 / 1,1 KG

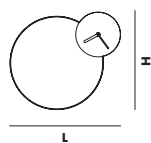
**SCREWS** INCLUDED

**WALL PLUGS** NOT INCLUDED

**ITEM NO / COLOUR**

150007 SMALL

150008 LARGE



## TIMEWATCH MIRROR

DESIGNED BY AGATA NOWAK

**MATERIALS** PLYWOOD WITH OAK VENEER,  
MIRROR GLASS, METAL

**MIRROR** SAFETY GLASS

**CLOCK** PAINTED METAL HANDS

**MOUNTING** TWELVE OPTIONAL POSITIONS FOR THE CLOCK

**DIMENSIONS** H 344 x L 453 x D 6 MM

H 13.5 x L 17.8 x Ø 0.2 "

**WEIGHT** 1,2 KG

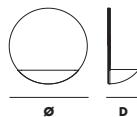
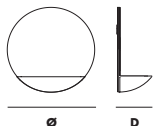
**SCREWS** INCLUDED

**WALL PLUGS** NOT INCLUDED

**BATTERY** 1 x AA NEEDED, NOT INCLUDED

**ITEM NO / COLOUR**

150009 OAK



## POCKET MIRROR

DESIGNED BY DANIEL SCHOFIELD

**MATERIALS** OAK, MIRROR GLASS

**MIRROR** SAFETY GLASS

**BOWL** MAX. WEIGHT 3 KG

**DIMENSIONS** Ø 320 x D 133 MM  
Ø 10.2 x D 4 "

**WALL PLUGS** NOT INCLUDED

**SHOWN AT PAGE** 30

### ITEM NO / COLOUR

- 150010 LARGE, SMOKED STAINED OAK
- 150011 LARGE, BLACK PAINTED OAK
- 150012 LARGE, WOOD CARE TREATED OAK

## POCKET MIRROR

DESIGNED BY DANIEL SCHOFIELD

**MATERIALS** OAK, MIRROR GLASS

**MIRROR** SAFETY GLASS

**BOWL** MAX. WEIGHT 3 KG

**DIMENSIONS** Ø 260 x D 102 MM  
Ø 12.5 x D 5.2 "

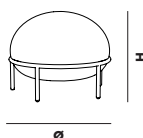
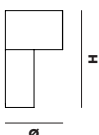
**WALL PLUGS** NOT INCLUDED

**SHOWN AT PAGE** 30

### ITEM NO / COLOUR

- 150013 SMALL, SMOKED STAINED OAK
- 150014 SMALL, BLACK PAINTED OAK
- 150015 SMALL, WOOD CARE TREATED OAK

SEATING  
TABLES  
SOFAS  
STORAGE  
AND SHELVING  
MIRRORS  
**LIGHTING**  
TEXTILES  
ACCESSORIES  
OUTDOOR



## TANGENT TABLE LAMP

DESIGNED BY FREDERIK KURZWEG

**MATERIALS** METAL, OPAL GLASS

**OUTER SHADE** POWDER COATED METAL

**INNER SHADE** OPAL GLASS

**CORD** FABRIC COVERED WITH EU PLUG

**BULB** NOT INCLUDED

**SPECIFICATION** E14, MAX 25W

**DIMENSIONS** H 340 x Ø 200 MM

H 13.3 x Ø 7.8 "

**SHOWN AT PAGE** 36, 42

### ITEM NO / COLOUR

137020	DESERT SAND	<b>NEW</b>
137021	COOL GREY	<b>NEW</b>
137022	FOREST GREEN	<b>NEW</b>

## PUMP TABLE LAMP

DESIGNED BY KUTARQ STUDIO

**MATERIALS** METAL, OPAL GLASS

**BASE** BLACK PAINTED METAL

**SHADE** OPAL GLASS

**CORD** FABRIC COVERED WITH EU PLUG

**BULB** NOT INCLUDED

**SPECIFICATION** E14, MAX 25W

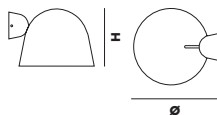

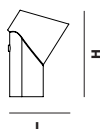

**DIMENSIONS** H 220 x Ø 240 MM

H 8.6 x Ø 9.4 "

**SHOWN AT PAGE** 7, 17, 56

### ITEM NO / COLOUR

137030	BLACK/OPAL GLASS	<b>NEW</b>
--------	------------------	------------



## STUDY TABLE LAMP

DESIGNED BY MSDS STUDIO

**MATERIAL** PAINTED ALUMINIUM

**DIMENSIONS** L 159 x D 134 x H 227 mm  
L 6.2 x D 5.2 x H 8.9 "

**CORD** FABRIC COVERED 210 mm

**PLUG** EU

**SOCKET** E27, MAX 8W/450LM

**CERTIFICATES** CE

**SPECIFICATIONS** COMPLIES WITH IP20, 220-240V

**ENERGY LABEL** A++

**BULB** 0,5W LED INCLUDED

**ITEM NO / COLOUR**

137011 WHITE

137012 DUSTY PEACH

## KUPPI WALL LAMP

DESIGNED BY MIKA TOLVANEN

**MATERIALS** PAINTED METAL, ACRYL

**SHADE** REMOVABLE MATT ACRYL

**DIMENSIONS** H 165 x Ø 220 mm  
H 6.4 x Ø 8.6 "

**CORD** FABRIC COVERED 210 mm WITH EU PLUG

**SOCKET** E14, MAX 25W

**CERTIFICATES** CE, CB

**SPECIFICATIONS** COMPLIES WITH IP20, 220-240V

**ENERGY LABEL** A++

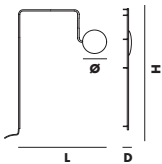

**BULB** NOT INCLUDED

**SHOWN AT PAGE** 44

**ITEM NO / COLOUR**

130003 BLACK

130004 WHITE



## MERCURY WALL LIGHT

DESIGNED BY JEANETTE HOLDGAARD

**MATERIALS** POWDER COATED METAL

**DIMENSIONS** L 1097 x W 1521 x Ø 300 x D 80 MM  
L 43.1 x W 59.8 x Ø 11.8 x D 3.6 "

**CORD** FABRIC COVERED 210 MM

**PLUG** EU PLUG

**LIGHT** 18W LED DRIVER, 30.000 HOURS LIFETIME  
NOT REPLACEABLE

**DIMMER** ON SHADE

**KELVIN** 3000-3100 KELVIN

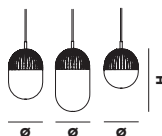


**LUMEN** 120-130 LM/1W

**SHOWN AT PAGE** 46

### ITEM NO / COLOUR

137005 BLACK

137006 LIGHT GREY **NEW**



## DOT PENDANT

DESIGNED BY RIKKE FROST

**MATERIALS** PERFORATED METAL, OPAL GLASS

**DIMENSIONS** H 130 / 166 / 210 x Ø 140 MM  
H 5.1 / 6.5 / 8.2 x Ø 4.7 "

**CORD** FABRIC COVERED 300 MM

**SOCKET** E14, MAX 25W/250 LM

**SPECIFICATIONS** CE, CB, A++ ENERGY LABEL, IP20

**BULB** NOT INCLUDED

**SHOWN AT PAGE** 25

### ITEM NO / COLOUR

133010 BLACK, SMALL

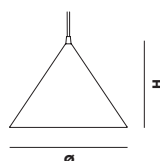

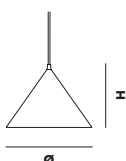

133011 BLACK, MEDIUM

133012 BLACK, LARGE

133013 WHITE, SMALL

133014 WHITE, MEDIUM

133015 WHITE, LARGE



## ANNULAR PENDANT

DESIGNED BY MSDS STUDIO

**MATERIAL** ALUMINIUM

**DIMENSIONS** H 238 x Ø 320 MM  
H 9.3 x Ø 12.5 "

**CORD** FABRIC COVERED 300 MM

**LIGHT** 12W LED INTEGRAL DRIVER, 50.000 HOURS LIFETIME  
NOT REPLACEABLE

**CANOPY** CONE SHAPED, PLASTIC (H 75 x 110 MM)

**SPECIFICATIONS** 2800 KELVIN, 270 LUMEN, 220-240V  
A++ ENERGY LABEL, CE CERTIFICATION

**DIMMABLE** NO

**SHOWN AT PAGE** 71, 72

### ITEM NO / COLOUR

133030 WHITE  
133031 NUDE  
133032 MINT  
133033 BLACK

## ANNULAR LARGE PENDANT

DESIGNED BY MSDS STUDIO

**MATERIAL** ALUMINIUM

**DIMENSIONS** H 324 x Ø 468 MM  
H 12.7 x Ø 18.4 "

**CORD** FABRIC COVERED 300 MM

**LIGHT** 18W LED INTEGRAL DRIVER, 50.000 HOURS LIFETIME  
NOT REPLACEABLE

**CANOPY** CONE SHAPED, PLASTIC (H 75 x 110 MM)

**CERTIFICATES** CE

**SPECIFICATIONS** 2800 KELVIN, 500 LUMEN, 220-240V

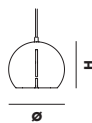


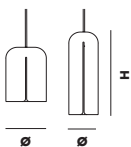


**ENERGY LABEL** A++

**DIMMABLE** NO

**SHOWN AT PAGE** 71, 72

### ITEM NO / COLOUR

133034 WHITE  
133035 BLACK



## GAP PENDANT

DESIGNED BY **STUDIO NUR**

**MATERIAL** POWDER COATED METAL

**INSIDE** BRASS COLOUR PAINT

**DIMENSIONS** H 200 x Ø 140 MM / 7.8 x 5.5 " (SHORT)  
H 300 x Ø 100 MM / 11.8 x 3.9 " (TALL)

**CORD** FABRIC COVERED 300 MM

**SOCKET** E27, MAX 25W/250 LM

**CANOPY** POWDER COATED METAL (BLACK/WHITE)

**SPECIFICATIONS** CE, CB CERTIFICATES, A++ ENERGY LABEL

**COMPLIES WITH** IP20

**BULB** NOT INCLUDED

### ITEM NO / COLOUR

133001 BLACK, SHORT  
133002 BLACK, TALL  
133003 WHITE, SHORT  
133004 WHITE, TALL

## GAP ROUND PENDANT

DESIGNED BY **STUDIO NUR**

**MATERIAL** POWDER COATED METAL

**INSIDE** BRASS COLOUR PAINT

**DIMENSIONS** H 140 x Ø 150 MM  
H 5.5 x Ø 5.9 "

**CORD** FABRIC COVERED 300 MM

**SOCKET** E27, MAX 25W/250 LM

**CANOPY** POWDER COATED METAL (BLACK/WHITE)

**CERTIFICATES** CE, CB

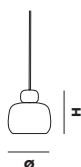
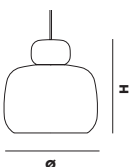
**COMPLIES WITH** IP20

**ENERGY LABEL** A++

**BULB** NOT INCLUDED

### ITEM NO / COLOUR

133005 BLACK  
133006 WHITE



## STONE PENDANT

DESIGNED BY PHILIP BRO

**MATERIAL** PAINTED METAL

**DIMENSIONS** H 360 x Ø 358 MM / H 14.1 x Ø 14 " (LARGE)  
H 160 x Ø 159 MM / H 6.2 x Ø 6.2 " (SMALL)

**CORD** FABRIC COVERED 300 MM

**SOCKET** E27 (LARGE) / E14 (SMALL), MAX 25W/250 LM

**CANOPY** PAINTED METAL, BLACK/WHITE/GREY

**SPECIFICATION** CE, CB CERTIFICATES, A++ ENERGY LABEL

**COMPLIES WITH** IP20

**BULB** NOT INCLUDED

**ITEM NO / COLOUR**

133020 GREY, LARGE

133021 BLACK, LARGE

## STONE SMALL PENDANT

DESIGNED BY PHILIP BRO

**MATERIAL** PAINTED METAL

**DIMENSIONS** H 360 x Ø 358 MM / H 14.1 x Ø 14 " (LARGE)  
H 160 x Ø 159 MM / H 6.2 x Ø 6.2 " (SMALL)

**CORD** FABRIC COVERED 300 MM

**SOCKET** E27 (LARGE) / E14 (SMALL), MAX 25W/250 LM

**CANOPY** PAINTED METAL, BLACK/WHITE/GREY

**SPECIFICATION** CE, CB CERTIFICATES, A++ ENERGY LABEL

**COMPLIES WITH** IP20

**BULB** NOT INCLUDED



**ITEM NO / COLOUR**

133022 WHITE, SMALL

133023 GREY, SMALL

133024 BLACK, SMALL

**SEATING  
TABLES  
SOFAS  
STORAGE  
AND SHELVING  
MIRRORS  
LIGHTING  
TEXTILES  
ACCESSORIES  
OUTDOOR**



## ROMBO RUG

DESIGNED BY STUDIO MLR

**MATERIALS** WOOL, JUTE

**DIMENSIONS** L 2400 x W 1700 MM (LARGE)  
L 94.4 x W 66.9 "  
L 1400 x W 900 MM (SMALL)  
L 55.1 x W 35.4 "  
L 2000 x W 750 MM (RUNNER)  
L 78.7 x W 29.5 "

**SPECIFICATIONS** 65% WOOL  
35% JUTE

**SHOWN AT PAGE** 24, 26, 75, 78

### ITEM NO / COLOUR

160020	LARGE, WHITE/GREY	<b>NEW</b>
160021	SMALL, WHITE/MOSS GREEN	<b>NEW</b>
160022	RUNNER, WHITE/RUST	<b>NEW</b>

## RAINING CIRCLE RUG

DESIGNED BY RIKKE MALLING


**MATERIALS** WOOL, COTTON

**DIMENSIONS** L 2400 x W 1700 MM (LARGE)  
L 94.4 x W 66.9 "  
L 1400 x W 900 MM (SMALL)  
L 55.1 x W 35.4 "

**SPECIFICATIONS** 40% NEW ZEALAND WOOL  
40% INDIAN WOOL  
20% COTTON

### ITEM NO / COLOUR

160000	LARGE, NAVY
160001	LARGE, YELLOW
160002	LARGE, BURGUNDY
160010	SMALL, NAVY
160011	SMALL, YELLOW
160012	SMALL, BURGUNDY



## DOUBLE THROW

DESIGNED BY **STUDIO MLR**

**MATERIALS** WOOL

**DIMENSIONS** L 1800 x W 1250 MM  
L 70.8 x W 49.2 "  
SIZE CAN VARY A BIT

**SPECIFICATIONS** 100% MERINO WOOL

**SHOWN AT PAGE** 57

### ITEM NO / COLOUR

160550 NAVY BLUE/FOREST GREEN  
160551 NAVY BLUE/TERRA BEIGE  
160552 INDIAN RED/CHESTNUT BROWN



## HERRINGBONE CUSHIONS

DESIGNED BY **STUDIO MLR**

**MATERIALS** VISCOSE, COTTON, LINEN, POLYESTER  
POLYPROPYLENE

**DIMENSIONS** L 290 x W 620 MM  
L 11.4 x W 24.4 "

**FILLINGS** 100% RECYCLED PLASTIC BOTTLES

**INNER CUSHION** RECYCLED POLYPROPYLENE

**SPECIFICATIONS** 52% VISCOSE  
23% COTTON  
14% LINEN  
11% POLYESTER

**SHOWN AT PAGE** 8, 66

### ITEM NO / COLOUR

160506 PETROL BLUE  
160507 FOREST GREEN  
160508 CARMINE RED



## DIAMOND CUSHIONS

DESIGNED BY STUDIO MLR

**MATERIALS** VISCOSE, COTTON, LINEN, POLYESTER  
POLYPROPYLENE

**DIMENSIONS** L 430 x W 430 MM  
L 16.9 x W 16.9 "

**FILLINGS** 100% RECYCLED PLASTIC BOTTLES

**INNER CUSHION** RECYCLED POLYPROPYLENE

**SPECIFICATIONS** 52% VISCOSE  
23% COTTON  
14% LINEN  
11% POLYESTER

**SHOWN AT PAGE** 8, 13, 37, 54, 66

### ITEM NO / COLOUR

160500 NAVY BLUE

160501 INDIAN RED

160502 TERRA BEIGE

160503 MUSTARD YELLOW

**NEW**

## CANVAS CUSHIONS

DESIGNED BY STUDIO MLR

**MATERIALS** VISCOSE, COTTON, LINEN, POLYESTER  
POLYPROPYLENE

**DIMENSIONS** L 530 x W 610 MM  
L 20.8 x W 24 "

**FILLINGS** 100% RECYCLED PLASTIC BOTTLES

**INNER CUSHION** RECYCLED POLYPROPYLENE

**SPECIFICATIONS** 32% VISCOSE  
30% POLYPROPYLENE  
28% POLYESTER  
10% COTTON

**SHOWN AT PAGE** 8, 37, 66


### ITEM NO / COLOUR

160512 NAVY BLUE

160513 INDIAN RED

160514 TERRA BEIGE

**SEATING  
TABLES  
SOFAS  
STORAGE  
AND SHELVING  
MIRRORS  
LIGHTING  
TEXTILES  
ACCESSORIES  
OUTDOOR**



## RADIUS CANDLE HOLDER

DESIGNED BY SIMON MORASI PIPERČIĆ

**MATERIAL** BLACK POWDER COATED METAL

**DIMENSIONS** L 120 x W 150 x H 71 MM (SMALL)

L 4.7 x W 5.9 x H 2.7 "

L 170 x W 210 x H 78 MM (LARGE)

L 6.6 x W 8.2 x H 3 "

**CANDLE** STANDARD, Ø MAX 22 MM (SMALL)

STANDARD PILLAR, Ø MAX 70 MM (LARGE)

**SHOWN AT PAGE** 11, 51

### ITEM NO / COLOUR

150140 SMALL, BLACK

150141 LARGE, BLACK

## TIP, TAP, TOP CANDLE HOLDERS

DESIGNED BY BETTE EKLUND

**MATERIAL** BLACK PAINTED IRON

**DIMENSIONS** L 50 x D 30 x H 70 MM (TIP)

L 1.9 x D 1.1 x H 2.7 "

L 44 x D 64 x H 50 MM (TAP)

L 1.7 x D 2.5 x H 1.9 "

L 100 x D 84 x H 95 MM (TOP)

L 3.9 x D 3.3 x H 3.7 "

**CANDLE** STANDARD, Ø MAX 22 MM (TIP)

STANDARD TEA LIGHT, Ø MAX 40 MM (TAP)

STANDARD PILLAR CANDLE, Ø MAX 70 MM (TOP)

### ITEM NO / COLOUR

150000 TAP, BLACK

150001 TIP, BLACK

150002 TOP, BLACK



## CLUSTER CANDLE HOLDERS

DESIGNED BY SILJE NESDAL

**MATERIAL** PAINTED METAL

**DIMENSIONS** H 78 x Ø 100 MM / H 3 x Ø 3.9 " (CLUSTER 1)  
H 48 x Ø 100 MM / H 1.8 x Ø 3.9 " (CLUSTER 2)  
H 28 x Ø 100 MM / H 1.1 x Ø 3.9 " (CLUSTER 3)

**CANDLE** STANDARD, Ø MAX 22 MM

**FELT GLIDES** ATTACHED

### ITEM NO / COLOUR

150063 CLUSTER 1, WHITE  
150064 CLUSTER 2, WHITE  
150065 CLUSTER 3, WHITE



## LOOP TRAY

DESIGNED BY JULIE TOLVANEN

**MATERIALS** OAK, METAL

**TRAY** UNTREATED SOLID OAK

**HANDLE** PAINTED METAL

FOLDS DOWN FOR EASY STORAGE OR HANGING


**DIMENSIONS** H 150 x Ø 215 x L 250 MM (SMALL)  
H 5.9 x Ø 8.4 x L 9.9 "  
H 220 x Ø 325 x L 380 MM (LARGE)  
H 8.6 x Ø 12.7 x H 14.8 "

**FOOD SAFE** YES

**NOTICE** GREASY FOOD CAN EVENTUALLY LEAVE MARKS

### ITEM NO / COLOUR

150020 SMALL, BLACK HANDLE  
15002 LARGE, BLACK HANDLE  
150024 SMALL, WHITE HANDLE  
150025 LARGE, WHITE HANDLE



## RACKET TRAY

DESIGNED BY TERKEL SKOU STEFFENSEN

**MATERIALS** OAK

**TRAY** UNTREATED SOLID OAK/OIL TREATED SMOKED OAK

**DIMENSIONS** H 179 x L 164 x H 32 MM (SMALL)  
H 7.04 x L 6.4 x H 1.2 "  
H 279 x L 264 x H 32 MM (MEDIUM)  
H 10.9 x L 10.3 x H 1.2 "  
H 379 x L 364 x H 32 MM (LARGE)  
H 14.9 x L 14.3 x H 1.2 "

**FOOD SAFE** YES

**SHOWN AT PAGE** 23

### ITEM NO / COLOUR

150120 LARGE, SMOKED OAK  
150121 LARGE, OAK  
150122 MEDIUM, SMOKED OAK  
150123 MEDIUM, OAK  
150124 SMALL, SMOKED OAK  
150125 SMALL, OAK

## AUKA FLOWER STAND

DESIGNED BY STUDIO NUR

**MATERIALS** POWDER COATED METAL

**DIMENSIONS** L 510 x W 600 x H 510 MM  
L 20 x W 23.6 x H 20 "

**SHOWN AT PAGE** 20

### ITEM NO / COLOUR

150117 CHARCOAL BLACK **NEW**



## HINKEN FLOWERPOTS

DESIGNED BY SILJE NESDAL AND ANN KRISTIN EINARSEN

**MATERIALS** CERAMIC

**GLAZING** MATT OUTSIDE, GLOSSY INSIDE

**DIMENSIONS** H 130 x Ø 160 MM / H 5.1 x Ø 6.2 (HIGH)  
 H 115 x Ø 180 MM / H 4.5 x Ø 7 (MEDIUM)  
 H 85 x Ø 240 MM / H 3.3 x Ø 9.4 (LOW)  
 H 95 x Ø 110 MM / H 3.7 x Ø 4.3 (MINI, HIGH)  
 H 60 x Ø 105 MM / H 2.3 x Ø 4.1 (MINI, MEDIUM)  
 H 50 x Ø 150 MM / H 5.9 x Ø 1.9 (MINI, LOW)

**SHOWN AT PAGE** 9, 63, 69, 70

### ITEM NO / COLOUR

150102 HIGH  
 150103 MEDIUM  
 150104 LOW  
 150105 MINI, HIGH  
 150106 MINI, MEDIUM  
 150107 MINI, LOW

## PIDESTALL FLOWERPOT

DESIGNED BY EMILIE STAHL CARLSEN

**MATERIAL** POWDER COATED IRON

**DIMENSIONS** H 150 x Ø 150 MM (SMALL)  
 H 5.9 x Ø 5.9 "

**SHOWN AT PAGE** 10

### ITEM NO / COLOUR

150110 SMALL, GREY  
 150113 SMALL, BLUE  
 150116 SMALL, RED



## PIDESTALL FLOWERPOT

DESIGNED BY EMILIE STAHL CARLSEN

**MATERIAL** POWDER COATED IRON

**DIMENSIONS** H 350 x Ø 400 MM (SMALL)  
H 13.7 x Ø 15.7 "

**SHOWN AT PAGE** 10, 46

### ITEM NO / COLOUR

150109 MEDIUM, BLUE  
150112 MEDIUM, RED  
150115 MEDIUM, GREY

## PIDESTALL FLOWERPOT

DESIGNED BY EMILIE STAHL CARLSEN






**MATERIAL** POWDER COATED IRON

**DIMENSIONS** H 550 x Ø 400 MM (SMALL)  
H 21.6 x Ø 15.7 "

**SHOWN AT PAGE** 10, 46

### ITEM NO / COLOUR

150108 LARGE, RED  
150111 LARGE, BLUE  
150114 LARGE, GREY



## TAIL WING HOOK

DESIGNED BY KASPER NYMAN

**MATERIAL** SOLID OAK/BIRCH

**DIMENSIONS** L 130 x D 123 x H 75 MM (SMALL)  
L 5.1 x D 4.8 x H 2.9 "  
L 203 x D 127 x H 90 MM (MEDIUM)  
L 7.9 x D 5 x H 3.5 "

**MAX WEIGHT** 10 KG

**SCREWS** INCLUDED, WALL PLUGS NOT INCLUDED

### ITEM NO / COLOUR

150040 OAK, SMALL  
150041 OAK, MEDIUM  
150042 BLACK PAINTED BIRCH, SMALL  
150043 BLACK PAINTED BIRCH, MEDIUM

## HAAK HOOK

DESIGNED BY RIKKE FROST

**MATERIAL** SOLID OAK, METAL

**MOUNTING** METAL BRACKET

**DIMENSIONS** H 90 x W 80 x D 43 MM  
H 3.5 x W 3.1 x D 1.7 "

**MAX WEIGHT** 10 KG



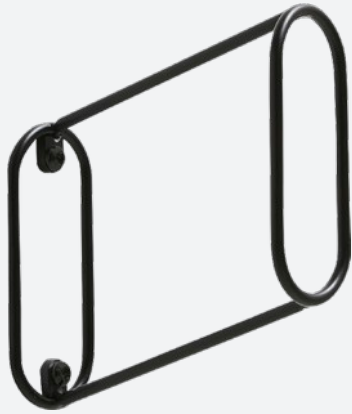
**SCREWS** INCLUDED

**WALL PLUGS** NOT INCLUDED

**SHOWN AT PAGE** 50

### ITEM NO / COLOUR

150038 DARK GREY  
150039 BLACK



## EILEEN HOOK

DESIGNED BY GUSTAV ROSÉN

**MATERIAL** POWDER COATED METAL

**DIMENSIONS** D 100 x W 35 x H 85 MM  
D 3.9 x W 1.3 x H 3.3 "

**MAX WEIGHT** 10 KG

**SCREWS** INCLUDED

**WALL PLUGS** NOT INCLUDED

**SHOWN AT PAGE** 21

**ITEM NO / COLOUR**

150150 BLACK

## ILLUSION HANGER

DESIGNED BY PHILIP BRO

**MATERIAL** ABS PLASTIC

**DIMENSIONS** L 425 x D 7,5 x H 233 MM  
L 16.7 x D 0.3 x H 9.1 "

**SET** 3 PCS



**WEIGHT** 0,25 KG

**SHOWN AT PAGE** 9

**ITEM NO / COLOUR**

150100 WHITE

150101 BLACK



## HIBO HIPPOPOTAMUS

DESIGNED BY STEFFEN JUUL

**MATERIAL** SOLID OAK

**LACQUER** MATT CLEAR LACQUER

**DIMENSIONS** W 58 x L 90 x H 50 MM (MINI)

W 2.2 x L 3.5 x H 1.9 "

W 77 x L 120 x H 69 MM (SMALL)

W 3 x L 4.7 x H 2.7 "

W 125 x L 200 x H 110 MM (MEDIUM)

W 4.9 x L 7.8 x H 4.3 "

**HEAD** CAN BE TILTED AND DETACHED FROM THE BODY  
**SHOWN AT PAGE 51**

**ITEM NO / COLOUR**

150027 MINI **NEW**

150033 SMALL

150032 MEDIUM

## RINA RHINOCEROS

DESIGNED BY STEFFEN JUUL

**MATERIAL** SOLID OAK

**LACQUER** MATT CLEAR LACQUER

**DIMENSIONS** W 58 x L 95 x H 52 MM (MINI)

W 2.2 x L 3.7 x H 2 "

W 79 x L 130 x H 70 MM (SMALL)

W 3.1 x L 5.1 x H 2.7 "

W 125 x L 205 x H 115 MM (MEDIUM)

W 4.9 x L 8 x H 4.5 "

**HEAD** CAN BE TILTED AND DETACHED FROM THE BODY  
**SHOWN AT PAGE 68**

**ITEM NO / COLOUR**

150028 MINI **NEW**

150035 SMALL

150034 MEDIUM



## NUNU ELEPHANT

DESIGNED BY STEFFEN JUUL

**MATERIAL** SOLID OAK

**LACQUER** MATT CLEAR LACQUER

**DIMENSIONS** W 82 x L 95 x H 78 MM (MINI)

W 3.2 x L 3.7 x H 3 "

W 108 x L 140 x H 100 MM (SMALL)

W 4.2 x L 5.5 x H 3.9 "

W 165 x L 198 x H 160 MM (MEDIUM)

W 6.4 x L 7.7 x H 6.2 "

**HEAD** CAN BE TILTED AND DETACHED FROM THE BODY

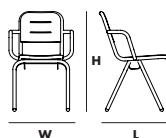
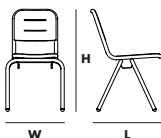
**ITEM NO / COLOUR**

150029 MINI **NEW**

150036 SMALL

150037 MEDIUM

**SEATING  
TABLES  
SOFAS  
STORAGE  
AND SHELVING  
MIRRORS  
LIGHTING  
TEXTILES  
ACCESSORIES  
OUTDOOR**



## RAY OUTDOOR CAFÉ CHAIR

DESIGNED BY FASTING & ROLFF

**MATERIALS** POWDER COATED ALUMINIUM

**FOOTCAPS** BLACK PLASTIC

**DIMENSIONS** L 450 x D 550 x H 794 mm  
L 17.7 x D 21.6 x H 31.2 "

**SEATHEIGHT** 455 mm / 17.9 "

**STACKABILITY** MAX. 8 CHAIRS

**TESTS** APPROVED FOR OUTDOOR AND CONTRACT USE

581-1:2017, 581-2:2015+ AC 2016

PASSED CORROSION AND SALT SPRAY TEST

**SHOWN AT PAGE** 3, 62

### ITEM NO / COLOUR

300001	CHARCOAL BLACK	<b>NEW</b>
300002	WHITE	<b>NEW</b>
300003	BLUE	<b>NEW</b>
300004	ROSE PINK	<b>NEW</b>

## RAY OUTDOOR CAFÉ ARMCHAIR

DESIGNED BY FASTING & ROLFF

**MATERIALS** POWDER COATED ALUMINIUM

**FOOTCAPS** BLACK PLASTIC

**DIMENSIONS** L 512 x D 550 x H 794 mm  
L 20.1 x D 21.6 x H 31.2 "

**SEATHEIGHT** 455 mm / 17.9 "

**STACKABILITY** 6 CHAIRS

**TESTS** APPROVED FOR OUTDOOR AND CONTRACT USE

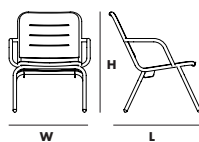
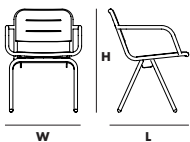
581-1:2017, 581-2:2015+ AC 2016

PASSED CORROSION AND SALT SPRAY TEST

**SHOWN AT PAGE** 3, 62

### ITEM NO / COLOUR

300008	CHARCOAL BLACK	<b>NEW</b>
300009	WHITE	<b>NEW</b>
300010	BLUE	<b>NEW</b>
300011	ROSE PINK	<b>NEW</b>



## RAY OUTDOOR DINING CHAIR

DESIGNED BY FASTING & ROLFF

**MATERIALS** POWDER COATED ALUMINIUM

**FOOTCAPS** BLACK PLASTIC

**DIMENSIONS** L 589 x D 610 x H 769 mm  
L 23.1 x D 24 x H 30.2 "

**SEATHEIGHT** 455 mm / 17.9 "

**STACKABILITY** 4 CHAIRS

**TESTS** APPROVED FOR OUTDOOR AND CONTRACT USE

581-1:2017, 581-2:2015+ AC 2016

PASSED CORROSION AND SALT SPRAY TEST

**SHOWN AT PAGE** 3, 32, 63

### ITEM NO / COLOUR

300015	CHARCOAL BLACK	<b>NEW</b>
300016	WHITE	<b>NEW</b>
300017	BLUE	<b>NEW</b>
300018	ROSE PINK	<b>NEW</b>

## RAY OUTDOOR LOUNGE CHAIR

DESIGNED BY FASTING & ROLFF

**MATERIALS** POWDER COATED ALUMINIUM

**FOOTCAPS** BLACK PLASTIC

**DIMENSIONS** L 649 x D 685 x H 775 mm  
L 25.5 x D 26.9 x H 30.5 "

**SEATHEIGHT** 390 mm / 15.3 "

**STACKABILITY** 7 CHAIRS

**TESTS** APPROVED FOR OUTDOOR AND CONTRACT USE

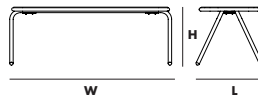
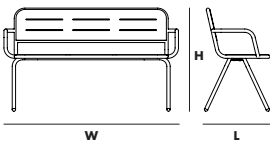
581-1:2017, 581-2:2015+ AC 2016

PASSED CORROSION AND SALT SPRAY TEST

**SHOWN AT PAGE** 3, 33

### ITEM NO / COLOUR

300022	CHARCOAL BLACK	<b>NEW</b>
300023	WHITE	<b>NEW</b>
300024	BLUE	<b>NEW</b>
300025	ROSE PINK	<b>NEW</b>



## RAY OUTDOOR BENCH W. ARMREST

DESIGNED BY FASTING & ROLFF

**MATERIALS** POWDER COATED ALUMINIUM AND STEEL

**FOOTCAPS** BLACK PLASTIC

**DIMENSIONS** L 1359 x D 499 x H 790 mm  
L 53.5 x D 19.6 x H 31.1 "

**TESTS** APPROVED FOR OUTDOOR AND CONTRACT USE

581-1:2017, 581-2:2015+ AC 2016

PASSED CORROSION TEST

PASSED SALT SPRAY TEST

**SHOWN AT PAGE** 12

### ITEM NO / COLOUR

300036	CHARCOAL BLACK	<b>NEW</b>
300037	WHITE	<b>NEW</b>
300038	BLUE	<b>NEW</b>
300039	ROSE PINK	<b>NEW</b>

## RAY OUTDOOR BENCH

DESIGNED BY FASTING & ROLFF

**MATERIALS** POWDER COATED ALUMINIUM AND STEEL

**FOOTCAPS** BLACK PLASTIC

**DIMENSIONS** L 1200 x D 507 x H 450 mm  
L 47.2 x D 19.9 x H 17.7 "

**TESTS** APPROVED FOR OUTDOOR AND CONTRACT USE

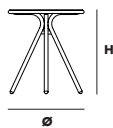
581-1:2017, 581-2:2015+ AC 2016

PASSED CORROSION TEST

PASSED SALT SPRAY TEST

### ITEM NO / COLOUR

300029	CHARCOAL BLACK	<b>NEW</b>
300030	WHITE	<b>NEW</b>
300031	BLUE	<b>NEW</b>
300032	ROSE PINK	<b>NEW</b>



## RAY OUTDOOR CAFÉ TABLE (SQUARE)

DESIGNED BY FASTING & ROLFF

**TABLE TOP** POWDER COATED ALUMINIUM

**LEGS** POWDER COATED STEEL

**ENDCAPS** BLACK PLASTIC

**FITTINGS** BLACK POWDER COATED STEEL

**DIMENSIONS** L 650 x W 650 x H 720 MM  
L 25.5 x D 25.5 x H 28.3 "

**TESTS** APPROVED FOR OUTDOOR AND CONTRACT USE

581-1:2017, 581-2:2017

PASSED CORROSION TEST

PASSED SALT SPRAY TEST

### ITEM NO / COLOUR

300043	CHARCOAL BLACK	<b>NEW</b>
300044	WHITE	<b>NEW</b>
300045	BLUE	<b>NEW</b>
300046	ROSE PINK	<b>NEW</b>

## RAY OUTDOOR CAFÉ TABLE (ROUND)

DESIGNED BY FASTING & ROLFF

**TABLE TOP** POWDER COATED ALUMINIUM

**LEGS** POWDER COATED STEEL

**ENDCAPS** BLACK PLASTIC

**FITTINGS** BLACK POWDER COATED STEEL

**DIMENSIONS** Ø 650 x H 720 MM  
Ø 25.5 x H 28.3 "

**TESTS** APPROVED FOR OUTDOOR AND CONTRACT USE

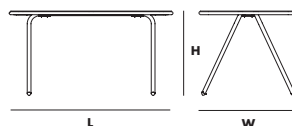
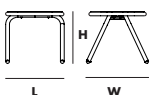
581-1:2017, 581-2:2017

PASSED CORROSION AND SALT SPRAY TEST

**SHOWN AT PAGE** 62

### ITEM NO / COLOUR

300050	CHARCOAL BLACK	<b>NEW</b>
300051	WHITE	<b>NEW</b>
300052	BLUE	<b>NEW</b>
300053	ROSE PINK	<b>NEW</b>



## RAY OUTDOOR LOUNGE TABLE

DESIGNED BY FASTING & ROLFF

**TABLE TOP** POWDER COATED ALUMINIUM

**LEGS** POWDER COATED STEEL

**FOOTCAPS** BLACK PLASTIC

**DIMENSIONS** L 374 x W 374 x H 364 mm  
L 14.7 x W 14.7 x H 14.3 "

**TESTS** APPROVED FOR OUTDOOR AND CONTRACT USE

581-1:2017, 581-2:2017

PASSED CORROSION TEST

PASSED SALT SPRAY TEST

**SHOWN AT PAGE** 33

### ITEM NO / COLOUR

300057	CHARCOAL BLACK	<b>NEW</b>
300058	WHITE	<b>NEW</b>
300059	BLUE	<b>NEW</b>
300060	ROSE PINK	<b>NEW</b>

## RAY OUTDOOR DINING TABLE (140)

DESIGNED BY FASTING & ROLFF

**TABLE TOP** POWDER COATED ALUMINIUM

**LEGS** POWDER COATED STEEL

**FOOTCAPS** BLACK PLASTIC

**FITTINGS** BLACK POWDER COATED STEEL

**DIMENSIONS** L 1400 x W 850 x H 710 mm  
L 55.1 x W 33.4 x H 27.9 "

**TESTS** APPROVED FOR OUTDOOR AND CONTRACT USE

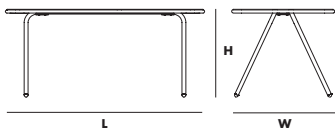
581-1:2017, 581-3:2017

PASSED CORROSION TEST AND SALT SPRAY TEST

**SHOWN AT PAGE** 32, 63

### ITEM NO / COLOUR

300064	CHARCOAL BLACK	<b>NEW</b>
300065	WHITE	<b>NEW</b>
300066	BLUE	<b>NEW</b>
300067	ROSE PINK	<b>NEW</b>



## RAY OUTDOOR DINING TABLE (160)

DESIGNED BY **FASTING & ROLFF**

**TABLE TOP** POWDER COATED ALUMINIUM

**LEGS** POWDER COATED STEEL

**FOOTCAPS** BLACK PLASTIC

**FITTINGS** BLACK POWDER COATED STEEL

**DIMENSIONS** L 1600 x W 850 x H 710 mm  
L 62.9 x W 33.4 x H 27.9 "

**TESTS** APPROVED FOR OUTDOOR AND CONTRACT USE

581-1:2017, 581-3:2017

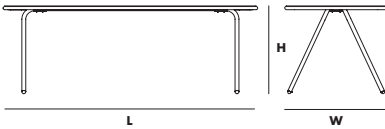
PASSED CORROSION TEST

PASSED SALT SPRAY TEST

**SHOWN AT PAGE** 32, 63

### ITEM NO / COLOUR

300071	CHARCOAL BLACK	<b>NEW</b>
300072	WHITE	<b>NEW</b>
300073	BLUE	<b>NEW</b>
300074	ROSE PINK	<b>NEW</b>



## RAY OUTDOOR DINING TABLE (220)

DESIGNED BY FASTING & ROLFF

**TABLE TOP** POWDER COATED ALUMINIUM

**LEGS** POWDER COATED STEEL

**ENDCAPS** BLACK PLASTIC

**FITTINGS** BLACK POWDER COATED STEEL

**DIMENSIONS** L 2200 x W 850 x H 710 MM  
L 86.6 x W 33.4 x H 27.9 "

**TESTS** APPROVED FOR OUTDOOR AND CONTRACT USE

581-1:2017, 581-3:2017



PASSED CORROSION TEST

PASSED SALT SPRAY TEST WITH GRADE 10

**SHOWN AT PAGE** 32, 63

### ITEM NO / COLOUR

300078	CHARCOAL BLACK	<b>NEW</b>
300079	WHITE	<b>NEW</b>
300080	BLUE	<b>NEW</b>
300081	ROSE PINK	<b>NEW</b>



## RAY SEAT PAD (CAFÉ CHAIR)

DESIGNED BY **STUDIO MLR**

**COVER** LAMINATED ACRYLIC

**ANTI-SLIP** POLYURETHANE MEMBRANE

**WATERPROOF** 100%

**STRAP** BLACK ELASTICS

**DIMENSIONS** L 340 x W 330 x H 12 MM  
L 13.3 x D 12.9 x H 0.4 "

### ITEM NO / COLOUR

300130	TAUPE	<b>NEW</b>
300131	GREY MELANGE	<b>NEW</b>

## RAY SEAT PAD (DINING CHAIR)

DESIGNED BY **STUDIO MLR**

**COVER** LAMINATED ACRYLIC

**ANTI-SLIP** POLYURETHANE MEMBRANE



**WATERPROOF** 100%

**STRAP** BLACK ELASTICS

**DIMENSIONS** L 430 x W 390 x H 12 MM  
L 16.9 x D 15.3 x H 0.4 "

### ITEM NO / COLOUR

300134	TAUPE	<b>NEW</b>
300135	GREY MELANGE	<b>NEW</b>



## RAY SEAT PAD (LOUNGE CHAIR)

DESIGNED BY **STUDIO MLR**

**COVER** LAMINATED ACRYLIC

**ANTI-SLIP** POLYURETHANE MEMBRANE

**WATERPROOF** 100%

**STRAP** BLACK ELASTICS

**DIMENSIONS** L 470 x W 390 x H 12 MM  
L 18.5 x D 15.3 x H 0.4 "

### ITEM NO / COLOUR

300138	TAUPE	<b>NEW</b>
300139	GREY MELANGE	<b>NEW</b>

## RAY SEAT PAD (BENCH)

DESIGNED BY **STUDIO MLR**

**COVER** LAMINATED ACRYLIC

**ANTI-SLIP** POLYURETHANE MEMBRANE

**WATERPROOF** 100%

**STRAP** BLACK ELASTICS

**DIMENSIONS** L 1160 x W 340 x H 12 MM  
L 45.6 x D 13.3 x H 0.4 "

### ITEM NO / COLOUR

300142	TAUPE	<b>NEW</b>
300143	GREY MELANGE	<b>NEW</b>



**WOULD**

**THIS IS OUR COLLECTION.  
MADE FOR YOU - AND MADE FOR USE.**

**WOUD**